

Invesco California Value Municipal Income Trust
Form N-CSR
May 12, 2016

OMB APPROVAL
OMB Number:
3235-0570

Expires: January 31, 2017

Estimated average burden
hours per response: 20.6

UNITED STATES

SECURITIES AND EXCHANGE COMMISSION

Washington, D.C. 20549

FORM N-CSR

**CERTIFIED SHAREHOLDER REPORT OF REGISTERED
MANAGEMENT INVESTMENT COMPANIES**

Investment Company Act file number 811-07404

Invesco California Value Municipal Income Trust
(Exact name of registrant as specified in charter)

1555 Peachtree Street, N.E., Atlanta, Georgia 30309
(Address of principal executive offices) (Zip code)

Sheri Morris 1555 Peachtree Street, N.E., Atlanta, Georgia 30309
(Name and address of agent for service)

Registrant's telephone number, including area code: (404) 439-3217

Date of fiscal year end: 2/28

Date of reporting period: 2/29/16

Item 1. Report to Stockholders.

Annual Report to Shareholders

February 29, 2016

Invesco California Value Municipal Income Trust

NYSE: VCV

Letters to Shareholders

Dear Shareholders:

Philip Taylor

This annual report includes information about your Trust, including performance data and a complete list of its investments as of the close of the reporting period. Inside is a discussion of how your Trust was managed and the factors that affected its performance during the reporting period.

US economic data were generally positive over the reporting period, with the economy expanding modestly and employment numbers improving steadily. Throughout the reporting period, US consumers benefited from declining energy prices and greater credit availability, but a strengthening dollar crimped the profits of many large multi-national companies doing business overseas. Ending years of uncertainty, the US Federal Reserve in December 2015 finally raised short-term interest rates for the first time since 2006, signaling its confidence that the economy was likely to continue expanding and improving. Overseas, the economic story was less positive. The European Central Bank and central banks in China and Japan

as well as other countries either instituted or maintained extraordinarily accommodative monetary policies in response to economic weakness. Stocks began 2016 on a weak note due to increased concerns about global economic weakness.

Short-term market volatility can prompt some investors to abandon their investment plans and can cause others to settle for average results. The investment professionals at Invesco, in contrast, invest with high conviction and a long-term perspective. At Invesco, investing with high conviction means we trust our research-driven insights, have confidence in our investment processes and build portfolios that reflect our beliefs. Our goal is to look past market noise in an effort to find attractive opportunities at attractive prices consistent with each trust's investment strategies. Of course, investing with high conviction can't guarantee a profit or ensure investment success; no investment strategy or risk analysis can. To learn more about how we invest with high conviction, visit invesco.com/HighConviction.

You, too, can invest with high conviction by maintaining a long-term investment perspective and by working with your financial adviser on a regular basis. During periods of short-term market volatility or uncertainty, your financial adviser can keep you focused on your long-term investment goals—a new home, a child's college education, or a secure retirement. He or she also can share research about the economy, the markets and individual investment options.

Visit our website for more information on your investments

Our website, invesco.com/us, offers a wide range of market insights and investment perspectives. On the website, you'll find detailed information about your Trust's performance and portfolio holdings.

In addition to the resources accessible on our website, you can obtain timely updates to help you stay informed about the markets, the economy and investing by connecting with Invesco on Twitter, LinkedIn or Facebook. You can access our blog at blog.invesco.us.com. Our goal is to provide you the information you want, when and where you want it.

Have questions?

Edgar Filing: Invesco California Value Municipal Income Trust - Form N-CSR

For questions about your account, contact an Invesco client services representative at 800 341 2929. For Invesco-related questions or comments, please email me directly at phil@invesco.com.

All of us at Invesco look forward to serving your investment management needs. Thank you for investing with us.

Sincerely,

Philip Taylor
Senior Managing Director, Invesco Ltd.

2 Invesco California Value Municipal Income Trust

Bruce Crockett

Dear Fellow Shareholders:

Among the many important lessons I've learned in more than 40 years in a variety of business endeavors is the value of a trusted advocate. As independent chair of the Invesco Funds Board, I can assure you that the members of the Board are strong advocates for the interests of investors in Invesco's mutual funds. We work hard to represent your interests through oversight of the quality of the investment management services your funds receive and other matters important to your investment, including but not limited to:

- n Monitoring how the portfolio management teams of the Invesco funds are performing in light of changing economic and market conditions.
- n Assessing each portfolio management team's investment performance within the context of the fund's investment strategy.
- n Monitoring for potential conflicts of interests that may impact the nature of the services that your funds receive.

We believe one of the most important services we provide our fund shareholders is the annual review of the funds advisory and sub-advisory contracts with Invesco Advisers and its affiliates. This review is required by the Investment Company Act of 1940 and focuses on the nature and quality of the services Invesco provides as the adviser to the Invesco funds and the reasonableness of the fees that it charges for those services. Each year, we spend months carefully reviewing information received from Invesco and a variety of independent sources, such as performance and fee data prepared by Lipper Inc., an independent, third-party firm widely recognized as a leader in its field. We also meet with our independent legal counsel and other independent advisers to review and help us assess the information that we have received. Our goal is to assure that you receive quality investment management services for a reasonable fee.

I trust the measures outlined above provide assurance that you have a worthy advocate when it comes to choosing the Invesco Funds.

As always, please contact me at bruce@brucecrockett.com with any questions or concerns you may have. On behalf of the Board, we look forward to continuing to represent your interests and serving your needs.

Sincerely,

Bruce L. Crockett
Independent Chair
Invesco Funds Board of Trustees

Management's Discussion of Trust Performance

Performance summary

For the fiscal year ended February 29, 2016, Invesco California Value Municipal Income Trust (the Trust), at net asset value (NAV), outperformed its style-specific benchmark, the S&P Municipal Bond California 5+ Year Investment Grade Index. The Trust's return can be calculated based on either the market price or the NAV of its shares. NAV per share is determined by dividing the value of the Trust's portfolio securities, cash and other assets, less all liabilities and preferred shares, by the total number of common shares outstanding. Market price reflects the supply and demand for Trust shares. As a result, the two returns can differ, as they did during the reporting period.

Performance

Total returns, 2/28/15 to 2/29/16

Trust at NAV	7.13%
Trust at Market Value	8.62
S&P Municipal Bond Index ^q (Broad Market Index)	3.78
S&P Municipal Bond California 5+ Year Investment Grade Index ^q (Style-Specific Index)	4.88
Lipper Closed-End California Municipal Debt Funds Index ⁿ (Peer Group Index)	6.35
Market Price Discount to NAV as of 2/29/16	-3.30

Source(s): ^qFactSet Research Systems Inc.; ⁿLipper Inc.

The performance data quoted represent past performance and cannot guarantee comparable future results; current performance may be lower or higher. Investment return, NAV and common share market price will fluctuate so that you may have a gain or loss when you sell shares. Please visit invesco.com/us for the most recent month-end performance. Performance figures reflect Trust expenses, the reinvestment of distributions (if any) and changes in NAV for performance based on NAV and changes in market price for performance based on market price.

Since the Trust is a closed-end management investment company, shares of the Trust may trade at a discount or premium from the NAV. This characteristic is separate and distinct from the risk that NAV could decrease as a result of investment activities and may be a greater risk to investors expecting to sell their shares after a short time. The Trust cannot predict whether shares will trade at, above or below NAV. The Trust should not be viewed as a vehicle for trading purposes. It is designed primarily for risk-tolerant long-term investors.

How we invest

Edgar Filing: Invesco California Value Municipal Income Trust - Form N-CSR

The Trust seeks to provide investors with a high level of current income exempt from federal and California income taxes, consistent with preservation of capital.

We seek to achieve the Trust's investment objective by investing primarily in California municipal securities that are rated investment grade at the time of investment. Municipal securities include municipal bonds, municipal notes, municipal commercial paper and lease obligations. The Trust may also invest up to 20% of its net assets in non-investment-

grade and unrated securities that we determine to be of comparable quality. From time to time, we may invest in California municipal securities that pay interest subject to the federal alternative minimum tax.

We employ a bottom-up, research-driven approach to identify securities that have attractive risk-reward characteristics for the sectors in which we invest. We also integrate macroeconomic analysis and forecasting into our evaluation and ranking of various sectors and individual securities. Finally, we employ leverage in

Portfolio Composition

By credit sector, based on total investments

Revenue Bonds	73.4%
Pre-Refunded Bonds	16.0
General Obligation Bonds	10.6

Top Five Debt Holdings

1.	Yosemite Community College District (Election of 2004); Series 2008 C	2.6%
2.	Foothill-De Anza Community College District; Series 2011 C	2.3
3.	Long Beach Unified School District; Series 2012	2.1
4.	California (State of) Health Facilities Financing Authority (Lucile Packard Children's Hospital); Series 2012	2.0
5.	California (State of); Series 2013	1.9

an effort to enhance the Trust's income and total return.

Sell decisions generally are based on:

- n A deterioration or likely deterioration of an individual issuer's capacity to meet its debt obligations on a timely basis.
- n A deterioration or likely deterioration of the broader fundamentals of a particular industry or sector.

n Opportunities in the secondary or primary market to purchase a security with better relative value.

Market conditions and your Trust

Throughout the fiscal year ended February 29, 2016, California's fiscal position continued to improve, driven by economic growth, declining unemployment and an improving housing market. The state benefits from a large, diverse economy, high wealth levels and a moderate debt burden. California's \$2.42 trillion dollar economy accounted for 14% of the nation's economy in the second quarter of 2015. California's financial performance is volatile relative to most states because revenues are sensitive to both national economic conditions and value and equity market valuations given that a high percentage of personal income taxes are paid by a small number of California's highest-income earners, which are typically tied to stock market performance. Temporary tax increases approved in 2012 and set to expire in 2018 improved the state's financial standing, but also increased the sensitivity of tax revenues to the economic cycle. In 2014, California voters had approved a constitutional amendment that created a rainy day fund, which the state will be able to tap if specific spending criteria are met, or in the event of natural disaster. Going forward, the rainy day fund may assist the state's budget process during periods of weak economic and revenue growth.

The municipal market benefited from a number of favorable technical factors

Total Net Assets Applicable to Common Shares	\$ 667.4 million
Total Number of Holdings	338

The Trust's holdings are subject to change, and there is no assurance that the Trust will continue to hold any particular security.

during the fiscal year, including expectations of a flatter yield curve, strong demand and a lower-than-expected supply of municipal securities. US tax-exempt bonds emerged as the best-performing asset class in 2015, bolstered by constrained supply and high demand, historically low US interest rates and positive US economic conditions.² For the fiscal year, the S&P Municipal Bond Index, which represents the performance of municipal bonds, returned 3.78%.³

The US municipal bond market was one of the few sectors that exhibited relative stability in the midst of a global sell-off in equities, commodities and high yield corporate bonds. Although municipal bonds emerged relatively unscathed from energy-related jitters in the second half of 2015, the tax-exempt market was not without its ups and downs during 2015. Dominating municipal headlines were the budget impasses in Illinois and Pennsylvania, Chicago's unfunded pension liabilities and the threat of default from Puerto Rico. While worrisome, these concerns were not enough to outweigh the positive impact of US economic performance.

Global economic developments, including concern over China's economic weakness, accommodative European Central Bank monetary policy and slumping energy prices, supported increased demand for municipals during the reporting period. Municipal bond prices further benefited from low supply during the reporting period. New money issuance in the tax-exempt market totaled just \$150 billion in 2015, compared to an annual average of nearly \$200 billion over the last 20 years.⁴ Under normal market conditions, new money tends to comprise the majority of total bond issuance. However, since 2012, refinancings have represented the bulk of total new issuance.⁴

During the fiscal year, security selection in longer-maturity municipal bonds contributed to the Trust's performance relative to its style-specific benchmark. The long end outperformed across the municipal yield curve, which benefited the Trust's relative performance. Security selection in higher coupon (6.00%+) bonds also contributed to the Trust's relative performance. At the sector level, the primary contributor to relative performance was security selection and overweight allocation in tobacco bonds. Underweight allocation to the state general obligation sector also benefited relative performance.

Security selection and overweight allocation in the prerefunded/escrowed-to-maturity sector detracted from the Trust's

relative performance. Bond selection in the appropriation sector also detracted from relative performance. Additionally, the Trust's allocation to shorter-maturity holdings detracted from the Trust's relative performance as shorter-maturity municipal bonds underperformed their longer-maturity counterparts over the fiscal year.

One important factor affecting the Trust's performance relative to its style-specific benchmark was the use of structural leverage. The Trust uses leverage because we believe that, over time, leveraging can provide opportunities for additional income and total return for common shareholders. However, the use of leverage also can expose common shareholders to additional volatility. For example, if the prices of securities held by a trust decline, the negative effect of these valuation changes on common-share NAV and total return is magnified by the use of leverage. Conversely, leverage may enhance common-share returns during periods when the prices of securities held by a trust generally are rising.

Over the reporting period, leverage contributed to the Trust's performance relative to its style-specific benchmark. The Trust achieved a leveraged position through the use of inverse floating rate securities and variable rate muni term preferred (VMTP) shares. Inverse floating rate securities or tender option bonds (TOBs) are instruments that have an inverse relationship to a referenced interest rate. VMTPs are a variable rate form of preferred stock with a mandatory redemption date. Inverse floating rate securities and VMTPs can be an efficient way to manage duration, yield curve exposure and credit exposure, potentially enhancing yield. At the close of the reporting period, leverage accounted for 35% of the Trust's total assets and it contributed to returns. For more information about the Trust's use of leverage, see the Notes to Financial Statements later in this report.

Final rules implementing section 619 of the Dodd-Frank Wall Street Reform and Consumer Protection Act (commonly known as the Volcker Rule) prohibit banking entities from engaging in proprietary trading of certain instruments and limit such entities' investments in, and relationships with, covered funds, as defined in the rules. These rules may preclude banking entities and their affiliates from sponsoring and/or providing services for existing TOB Trusts. To ensure compliance with the Volcker Rule, TOB market participants, including the Trust and the Adviser, have developed a new TOB

structure. There can be no assurances that the new TOB structure will continue to be a viable option for leverage. For more information, please see the Notes to Financial Statements later in this report.

We wish to remind you that the Trust is subject to interest rate risk, meaning when interest rates rise, the value of fixed income securities tends to fall. This risk may be greater in the current market environment because interest rates are at or near historic lows. The degree to which the value of fixed income securities may decline due to rising interest rates may vary depending on the speed and magnitude of the increase in interest rates, as well as individual security characteristics such as price, maturity, duration and coupon and market forces such as supply and demand for similar securities. We are monitoring interest rates, and the market, economic and geopolitical factors that may impact the direction, speed and magnitude of changes to interest rates across the maturity spectrum, including the potential impact of monetary policy changes by the US Federal Reserve and certain foreign central banks. If interest rates rise, markets may experience increased volatility, which may affect the value and/or liquidity of certain of the Trust's investments and/or the market price of the Trust's common shares.

Thank you for investing in Invesco California Value Municipal Income Trust and for sharing our long-term investment horizon.

1 Source: Bureau of Economic Analysis

2 Source: Barclays

3 Source: Standard & Poor's

4 Source: The Bond Buyer

The views and opinions expressed in management's discussion of Trust performance are those of Invesco Advisers, Inc. These views and opinions are subject to change at any time based on factors such as market and economic conditions. These views and opinions may not be relied upon as investment advice or recommendations, or as an offer for a particular security. The information is not a complete analysis of every aspect of any market, country, industry, security or the Trust. Statements of fact are from sources considered reliable, but Invesco Advisers, Inc. makes no representation or warranty as to their completeness or accuracy. Although historical performance is no guarantee of future results, these insights may help you understand our investment management philosophy.

See important Trust and, if applicable, index disclosures later in this report.

continued on page 5

continued from page 6

Mark Paris

Portfolio Manager and Head of Portfolio Management and Trading for the Invesco municipal bond team, is manager of Invesco California Value Municipal Income Trust. He joined Invesco in 2010. Mr. Paris was associated with the Trust's previous investment adviser or its investment advisory affiliates in an investment management capacity from 2002 to 2010 and began managing the Trust in 2015. He earned a BBA in finance from Baruch College, The City University of New York.

Jack Connelly

Portfolio Manager, is manager of Invesco California Value Municipal Income Trust.

He joined Invesco in 2016. Previously, he was senior vice president of municipal high yield trading at Raymond James & Associates. He began managing the Trust on April 1, 2016, after the close of the reporting period. Mr. Connelly earned a BA in philosophy from Wheaton College and masters degrees from the University of Rhode Island and Yale University.

Tim O Reilly

Portfolio Manager, is manager of Invesco California Value Municipal Income Trust.

He joined Invesco in 2010. Mr. O Reilly was associated with the Trust's previous investment adviser or its investment advisory affiliates in an investment management capacity from 2001 to 2010 and began managing the Trust on April 1, 2016, after the close of the reporting period. Mr. O Reilly earned a BS in finance from Eastern Illinois University and an MBA in finance from the University of Illinois at Chicago.

James Phillips

Portfolio Manager, is manager of Invesco California Value Municipal Income Trust. He joined Invesco in 2010. Mr. Phillips was associated with the Trust's previous investment adviser or its investment advisory affiliates in an investment management capacity from 1991 to 2010 and began managing the Trust in 2015. He earned a BA in American literature from Empire State College and an MBA in finance from University at Albany, The State University of New York.

Robert Stryker

Edgar Filing: Invesco California Value Municipal Income Trust - Form N-CSR

Chartered Financial Analyst, Portfolio Manager, is manager of Invesco California Value Municipal

Income Trust. He joined Invesco in 2010. Mr. Stryker was associated with the Trust's previous investment adviser or its investment advisory affiliates in an investment management capacity from 1994 to 2010 and began managing the Trust in 2009. He earned a BS in finance from the University of Illinois at Chicago.

Julius Williams

Portfolio Manager, is manager of Invesco California Value Municipal Income Trust.

He joined Invesco in 2010. Mr. Williams was associated with the Trust's previous investment adviser or its investment advisory affiliates in an investment management capacity from 2000 to 2010 and began managing the Trust in 2011. He earned a BA in economics and sociology and a Master of Education degree in educational psychology from the University of Virginia.

Effective June 22, 2015, Robert Wimmel is no longer a portfolio manager of the Trust, effective September 11, 2015, Thomas Byron is no longer a portfolio manager of the Trust and effective December 2, 2015, William Black is no longer a portfolio manager of the Trust.

6 Invesco California Value Municipal Income Trust

Supplemental Information

Invesco California Value Municipal Income Trust's investment objective is to seek to provide common shareholders with a high level of current income exempt from federal and California income taxes, consistent with preservation of capital.

- n Unless otherwise stated, information presented in this report is as of February 29, 2016, and is based on total net assets applicable to common shares.
- n Unless otherwise noted, all data provided by Invesco.
- n To access your Trust's reports, visit invesco.com/fundreports.

About indexes used in this report

- n The **S&P Municipal Bond Index** is a broad, market value-weighted index that seeks to measure the performance of the US municipal bond market.
- n The **S&P Municipal Bond California 5+ Year Investment Grade Index** is an unmanaged index considered representative of investment-grade municipal bonds issued in California with maturities of five years or greater.
- n The **Lipper Closed-End California Municipal Debt Funds Index** is an unmanaged index considered representative of closed-end California municipal debt funds tracked by Lipper. These funds invest primarily in municipal debt issues that are exempt from taxation in California (double tax-exempt) or a city in California (triple tax-exempt).
- n The Trust is not managed to track the performance of any particular index, including the index(es) described here, and consequently, the performance of the Trust may deviate significantly from the performance of the index(es).
- n A direct investment cannot be made in an index. Unless otherwise indicated, index results include reinvested dividends, and they do not reflect sales charges. Performance of the peer group, if applicable, reflects fund expenses; performance of a market index does not.

Other information

- n The returns shown in management's discussion of Trust performance are based on net asset values (NAVs) calculated for shareholder transactions. Generally accepted accounting principles require adjustments to be made to the net assets of the Trust at period end for financial reporting purposes, and as such, the NAVs for shareholder transactions and the returns based on those NAVs may differ from the NAVs and returns reported in the Financial Highlights.

7 Invesco California Value Municipal Income Trust

Dividend Reinvestment Plan

The dividend reinvestment plan (the Plan) offers you a prompt and simple way to reinvest your dividends and capital gains distributions (Distributions) into additional shares of your Invesco closed-end Trust (the Trust). Under the Plan, the money you earn from Distributions will be reinvested automatically in more shares of the Trust, allowing you to potentially increase your investment over time. All shareholders in the Trust are automatically enrolled in the Plan when shares are purchased.

Plan benefits

n Add to your account:

You may increase your shares in your Trust easily and automatically with the Plan.

n Low transaction costs:

Shareholders who participate in the Plan may be able to buy shares at below-market prices when the Trust is trading at a premium to its net asset value (NAV). In addition, transaction costs are low because when new shares are issued by the Trust, there is no brokerage fee, and when shares are bought in blocks on the open market, the per share fee is shared among all participants.

n Convenience:

You will receive a detailed account statement from Computershare Trust Company, N.A. (the Agent), which administers the Plan. The statement shows your total Distributions, date of investment, shares acquired, and price per share, as well as the total number of shares in your reinvestment account. You can also access your account at invesco.com/us.

n Safekeeping:

The Agent will hold the shares it has acquired for you in safekeeping.

Who can participate in the Plan

If you own shares in your own name, your purchase will automatically enroll you in the Plan. If your shares are held in street name in the name of your brokerage firm, bank, or other financial institution you must instruct that entity to participate on your behalf. If they are unable to participate on your behalf, you may request that they reregister your shares in your own name so that you may enroll in the Plan.

How to enroll

Edgar Filing: Invesco California Value Municipal Income Trust - Form N-CSR

If you haven't participated in the Plan in the past or chose to opt out, you are still eligible to participate. Enroll by visiting invesco.com/us, by calling toll-free 800 341 2929 or by notifying us in writing at Invesco Closed-End Funds, Computershare Trust Company, N.A., P.O. Box 30170, College Station, TX 77842-3170. If you are writing to us, please include the Trust name and account number and ensure that all shareholders listed on the account sign these written instructions. Your participation in the Plan will begin with the next Distribution payable after the Agent receives your authorization, as long as they receive it before the record date, which is generally 10 business days before the Distribution is paid. If your authorization arrives after such record date, your participation in the Plan will begin with the following Distribution.

How the Plan works

If you choose to participate in the Plan, your Distributions will be promptly reinvested for you, automatically increasing your shares. If the Trust is trading at a share price that is equal to its NAV, you'll pay that amount for your reinvested shares. However, if the Trust is trading above or below NAV, the price is determined by one of two ways:

1. **Premium:** If the Trust is trading at a premium—a market price that is higher than its NAV—you'll pay either the NAV or 95 percent of the market price, whichever is greater. When the Trust trades at a premium, you may pay less for your reinvested shares than an investor purchasing shares on the stock exchange. Keep in mind, a portion of your price reduction may be taxable because you are receiving shares at less than market price.
2. **Discount:** If the Trust is trading at a discount—a market price that is lower than its NAV—you'll pay the market price for your reinvested shares.

Costs of the Plan

There is no direct charge to you for reinvesting Distributions because the Plan's fees are paid by the Trust. If the Trust is trading at or above its NAV, your new shares are issued directly by the Trust and there are no brokerage charges or fees. However, if the Trust is trading at a discount, the shares are purchased on the open market, and you will pay your portion of any per share fees. These per share fees are typically less than the standard brokerage charges for individual transactions because shares are purchased for all participants in blocks, resulting in lower fees for each individual participant. Any service or per share fees are added to the purchase price. Per share fees include any applicable brokerage commissions the Agent is required to pay.

Tax implications

The automatic reinvestment of Distributions does not relieve you of any income tax that may be due on Distributions. You will receive tax information annually to help you prepare your federal income tax return.

Invesco does not offer tax advice. The tax information contained herein is general and is not exhaustive by nature. It was not intended or written to be used, and it cannot be used, by any taxpayer for avoiding penalties that may be imposed on the taxpayer under US federal tax laws. Federal and state tax laws are complex and constantly changing. Shareholders should always consult a legal or tax adviser for information concerning their individual situation.

How to withdraw from the Plan

You may withdraw from the Plan at any time by calling 800 341 2929, by visiting invesco.com/us or by writing to Invesco Closed-End Funds, Computershare Trust Company, N.A., P.O. Box 30170, College Station, TX 77842-3170. Simply indicate that you would like to withdraw from the Plan, and be sure to include your Trust name and account number. Also, ensure that all shareholders listed on the account sign these written instructions. If you withdraw, you have three options with regard to the shares held in the Plan:

1. If you opt to continue to hold your non-certificated whole shares (Investment Plan Book Shares), they will be held by the Agent electronically as Direct Registration Book-Shares (Book-Entry Shares) and fractional shares will be sold at the then-current market price. Proceeds will be sent via check to your address of record after deducting applicable fees, including per share fees such as any applicable brokerage commissions the Agent is required to pay.
2. If you opt to sell your shares through the Agent, we will sell all full and fractional shares and send the proceeds via check to your address of record after deducting a \$2.50 service fee and per share fees. Per share fees include any applicable brokerage commissions the Agent is required to pay.
3. You may sell your shares through your financial adviser through the Direct Registration System (DRS). DRS is a service within the securities industry that allows Trust shares to be held in your name in electronic format. You retain full ownership of your shares, without having to hold a share certificate. You should contact your financial adviser to learn more about any restrictions or fees that may apply.

The Trust and Computershare Trust Company, N.A. may amend or terminate the Plan at any time. Participants will receive at least 30 days written notice before the effective date of any amendment. In the case of termination, Participants will receive at least 30 days written notice before the record date for the payment of any such Distributions by the Trust. In the case of amendment or termination necessary or appropriate to comply with applicable law or the rules and policies of the Securities and Exchange Commission or any other regulatory authority, such written notice will not be required.

To obtain a complete copy of the current Dividend Reinvestment Plan, please call our Client Services department at 800 341 2929 or visit invesco.com/us.

Schedule of Investments

February 29, 2016

	Interest Rate	Maturity Date	Principal Amount (000)	Value
Municipal Obligations 154.09%				
California 148.26%				
ABAG Finance Authority for Non-profit Corps. (Sharp Healthcare); Series 2012 A, RB	5.00%	08/01/2027	\$ 1,000	\$ 1,154,110
ABAG Finance Authority For Nonprofit Corps. (Sharp HealthCare); Series 2014 A, RB	5.00%	08/01/2043	2,000	2,280,040
Alameda (County of) Joint Powers Authority (Juvenile Justice Refunding); Series 2008 A, Lease RB (INS AGM ^b)	5.00%	12/01/2025	750	806,940
Alhambra (City of) (Atherton Baptist Homes); Series 2010 A, RB	7.50%	01/01/2030	1,550	1,698,970
Alhambra (City of) (Atherton Baptist Homes); Series 2010 A, RB	7.63%	01/01/2040	750	819,427
Alhambra Unified School District (Election of 2004); Series 2009 B, Unlimited Tax CAB GO Bonds (INS AGC ^b)(c)	0.00%	08/01/2035	1,120	532,493
Alhambra Unified School District (Election of 2004); Series 2009 B, Unlimited Tax CAB GO Bonds (INS AGC ^b)(c)	0.00%	08/01/2036	1,805	820,986
Anaheim (City of) Redevelopment Agency (Anaheim Merged Redevelopment Area); Series 2007 A, Ref. Tax Allocation RB (INS AGM ^b)(d)	5.00%	02/01/2031	4,250	4,539,383
Anaheim City School District (Election of 2002); Series 2007, Unlimited Tax CAB GO Bonds (INS ATL ^b)(c)	0.00%	08/01/2024	4,970	3,896,579
Arcadia Unified School District (Election of 2006); Series 2007 A, Unlimited Tax GO Bonds (INS AGM ^b)	5.00%	08/01/2037	1,000	1,038,060
Bakersfield (City of); Series 2007 A, Wastewater RB ^{(e)(f)}	5.00%	09/15/2017	2,500	2,674,575
Bay Area Toll Authority (San Francisco Bay Area); Series 2007 F, Toll Bridge RB ^{(d)(e)(f)}	5.00%	04/01/2017	6,000	6,299,880
Bay Area Toll Authority (San Francisco Bay Area); Series 2009 F-1, Toll Bridge RB ^{(d)(e)(f)}	5.13%	04/01/2019	4,500	5,104,440
Bay Area Toll Authority (San Francisco Bay Area); Series 2009 F-1, Toll Bridge RB ^{(d)(e)(f)}	5.25%	04/01/2019	4,315	4,911,031
Bay Area Toll Authority (San Francisco Bay Area); Series 2009 F-1, Toll Bridge RB ^{(d)(e)(f)}	5.25%	04/01/2019	4,795	5,457,333
Bay Area Water Supply & Conservation Agency; Series 2013 A, RB	5.00%	10/01/2034	3,500	4,124,855
Beverly Hills Unified School District (Election of 2008); Series 2009, Unlimited Tax CAB GO Bonds ^(c)	0.00%	08/01/2026	1,245	990,124
Beverly Hills Unified School District (Election of 2008); Series 2009, Unlimited Tax CAB GO Bonds ^(c)	0.00%	08/01/2028	3,000	2,198,400
Beverly Hills Unified School District (Election of 2008); Series 2009, Unlimited Tax CAB GO Bonds ^(c)	0.00%	08/01/2031	2,010	1,294,219
Beverly Hills Unified School District (Election of 2008); Series 2009, Unlimited Tax CAB GO Bonds ^(c)	0.00%	08/01/2032	430	268,208
Brea Olinda Unified School District; Series 2002 A, Ref. COP (INS AGM ^b)	5.50%	08/01/2020	1,510	1,516,916
California (County of) Tobacco Securitization Agency (Stanislaus County Tobacco Funding Corp.); Series 2006	0.00%	06/01/2046	10,000	1,164,500

Edgar Filing: Invesco California Value Municipal Income Trust - Form N-CSR

A, Tobacco Settlement CAB Sub. RB^(c)

California (State of) (Green Bonds); Series 2014, Various Purpose Unlimited Tax GO Bonds	5.00%	10/01/2037	1,755	2,075,832
California (State of) Department of Veterans Affairs; Series 2007 A, Home Purchase RB ^{(d)(g)}	4.95%	12/01/2037	7,470	7,557,773
California (State of) Department of Water Resources (Central Valley); Series 2008 AE, RB ^{(e)(f)}	5.00%	06/01/2018	1,930	2,119,333
Series 2008 AE, RB	5.00%	12/01/2029	70	77,004
Series 2012 AN, Water System RB	5.00%	12/01/2032	1,600	1,909,664
California (State of) Department of Water Resources; Subseries 2005 F-5, Power Supply RB	5.00%	05/01/2022	2,000	2,187,020
California (State of) Educational Facilities Authority (Chapman University); Series 2015, RB	5.00%	04/01/2045	2,180	2,490,977
California (State of) Educational Facilities Authority (Claremont McKenna College); Series 2007, RB ^(d)	5.00%	01/01/2038	7,480	7,996,718
California (State of) Educational Facilities Authority (Pitzer College); Series 2009, RB	5.38%	04/01/2034	2,000	2,276,580
Series 2009, RB	6.00%	04/01/2040	1,000	1,180,100
California (State of) Educational Facilities Authority (Stanford University); Series 2007 T-1, RB	5.00%	03/15/2039	6,810	9,091,282
California (State of) Educational Facilities Authority (University of Southern California); Series 2009 B, RB ^(d)	5.25%	10/01/2039	10,200	11,333,526
California (State of) Health Facilities Financing Authority (Adventist Health System West); Series 2009 A, RB	5.75%	09/01/2039	2,500	2,853,225

See accompanying Notes to Financial Statements which are an integral part of the financial statements.

	Interest Rate	Maturity Date	Principal Amount (000)	Value
California (continued)				
California (State of) Health Facilities Financing Authority (Catholic Healthcare West); Series 2009 A, RB	6.00%	07/01/2039	\$ 2,500	\$ 2,862,350
California (State of) Health Facilities Financing Authority (Cedars-Sinai Medical Center); Series 2009, RB	5.00%	08/15/2039	6,000	6,649,920
California (State of) Health Facilities Financing Authority (Children's Hospital Los Angeles); Series 2010, RB (INS AGM ⁹)	5.25%	07/01/2038	5,050	5,643,981
California (State of) Health Facilities Financing Authority (Kaiser Permanente); Series 2006 A, RB	5.25%	04/01/2039	1,000	1,004,550
California (State of) Health Facilities Financing Authority (Lucile Packard Children's Hospital); Series 2012, RB ¹⁰	5.00%	08/15/2051	12,000	13,412,520
California (State of) Health Facilities Financing Authority (Providence Health & Services); Series 2008 C, RB ^{(e)(f)}	6.50%	10/01/2018	3,000	3,448,110
California (State of) Health Facilities Financing Authority (Scripps Health); Series 2010 A, RB ^(d)	5.00%	11/15/2036	6,250	7,041,438
California (State of) Health Facilities Financing Authority (St. Joseph Health System); Series 2013 A, RB	5.00%	07/01/2037	5,000	5,789,650
California (State of) Health Facilities Financing Authority (Stanford Hospital); Series 2008 A-2, Ref. RB	5.25%	11/15/2040	4,000	4,743,280
California (State of) Health Facilities Financing Authority (Sutter Health); Series 2011 B, RB	5.50%	08/15/2026	3,500	4,174,380
Series 2011 D, Ref. RB ^(d)	5.25%	08/15/2031	10,000	11,912,900
California (State of) Municipal Finance Authority (Albert Einstein Academies); Series 2013, Charter School RB	6.75%	08/01/2033	1,555	1,803,940
California (State of) Municipal Finance Authority (American Heritage Education Foundation); Series 2006 A, Education RB	5.25%	06/01/2026	500	501,965
California (State of) Municipal Finance Authority (Caritas Affordable Housing, Inc.); Series 2014 A, Sr. Mobile Home Park RB	5.25%	08/15/2049	3,700	4,165,682
California (State of) Municipal Finance Authority (Community Hospitals of Central California Obligated Group); Series 2007, COP ^{(e)(f)}	5.25%	02/01/2017	2,690	2,809,624
Series 2007, COP	5.00%	02/01/2019	1,215	1,260,064
Series 2007, COP	5.25%	02/01/2037	3,810	3,911,384
California (State of) Municipal Finance Authority (Eisenhower Medical Center); Series 2010 A, RB	5.75%	07/01/2040	3,850	4,242,122
California (State of) Municipal Finance Authority (High Tech High-Chula Vista); Series 2008 B, Educational Facility RB ^(h)	6.00%	07/01/2028	1,000	1,042,810
California (State of) Municipal Finance Authority (Touro College and University System); Series 2014 A, RB	5.25%	01/01/2040	1,000	1,083,780
California (State of) Pollution Control Finance Authority; Series 2012, Water Furnishing RB ^{(g)(h)}	5.00%	07/01/2027	2,500	2,795,775

Edgar Filing: Invesco California Value Municipal Income Trust - Form N-CSR

Series 2012, Water Furnishing RB ^{(g)(h)}	5.00%	07/01/2037	6,000	6,578,880
California (State of) Pollution Control Financing Authority (San Jose Water Co.); Series 2010 A, RB	5.10%	06/01/2040	5,000	5,641,700
California (State of) Public Works Board (Judicial Council); Series 2013 A, Lease RB	5.00%	03/01/2038	5,450	6,226,516
California (State of) Public Works Board (Various Capital); Series 2012 G, Lease RB	5.00%	11/01/2032	1,500	1,767,420
California (State of) Public Works Board (Various State Universities);				
Series 2013 H, Lease RB	5.00%	09/01/2033	8,345	9,777,085
Series 2013 H, Lease RB	5.00%	09/01/2038	2,000	2,290,160
California (State of) School Finance Authority (Alliance for College-Ready Public Schools);				
Series 2013 A, School Facility RB	6.30%	07/01/2043	2,000	2,278,740
Series 2015, School Facility RB ^(h)	5.00%	07/01/2045	1,385	1,488,626
California (State of) School Finance Authority (Aspire Public Schools); Series 2016, Ref. Charter School RB ^(h)	5.00%	08/01/2046	1,500	1,664,190
California (State of) School Finance Authority (KIPP LA);				
Series 2014 A, Facilities RB	5.00%	07/01/2034	600	659,340
Series 2014 A, Facilities RB	5.13%	07/01/2044	750	814,552
Series 2015 A, Facilities RB ^(h)	5.00%	07/01/2045	1,150	1,246,473

See accompanying Notes to Financial Statements which are an integral part of the financial statements.

	Interest Rate	Maturity Date	Principal Amount (000)	Value
California (continued)				
California (State of) Statewide Communities Development Authority (Adventist Health System); Series 2015, Ref. RB	5.00%	03/01/2033	\$ 1,730	\$ 2,060,949
California (State of) Statewide Communities Development Authority (Alliance for College-Ready Public Schools); Series 2012 A, School Facility RB	6.38%	07/01/2047	2,060	2,253,228
California (State of) Statewide Communities Development Authority (American Baptist Homes of the West); Series 2010, RB	6.25%	10/01/2039	4,000	4,429,720
California (State of) Statewide Communities Development Authority (California Baptist University); Series 2007 A, RB	5.50%	11/01/2038	1,250	1,277,362
California (State of) Statewide Communities Development Authority (Collegiate Housing Foundation Irvine, L.L.C. University of California Irvine East Campus Apartments, Phase II); Series 2008, Student Housing RB	5.75%	05/15/2032	2,500	2,703,225
California (State of) Statewide Communities Development Authority (Cottage Health System Obligated Group); Series 2010, RB	5.25%	11/01/2030	4,325	4,948,881
California (State of) Statewide Communities Development Authority (Enloe Medical Center); Series 2008, RB ^{(e)(f)}	6.25%	08/15/2018	2,750	3,125,952
California (State of) Statewide Communities Development Authority (Front Porch Communities & Services); Series 2007 A, RB ^(h)	5.13%	04/01/2037	1,500	1,535,730
California (State of) Statewide Communities Development Authority (Henry Mayo Newhall Memorial Hospital); Series 2014 A, RB (INS AGM ^(b))	5.25%	10/01/2043	1,500	1,731,120
California (State of) Statewide Communities Development Authority (John Muir Health); Series 2006 A, RB	5.00%	08/15/2028	2,000	2,042,280
California (State of) Statewide Communities Development Authority (Kaiser Permanente); Series 2012 A, RB	5.00%	04/01/2042	5,000	5,691,250
California (State of) Statewide Communities Development Authority (Loma Linda University Medical Center); Series 2014, RB	5.50%	12/01/2054	3,500	3,834,320
California (State of) Statewide Communities Development Authority (Methodist Hospital); Series 2009, RB ^{(e)(f)}	6.75%	08/01/2019	1,785	2,146,962
California (State of) Statewide Communities Development Authority (Southern California Presbyterian Homes); Series 2009, Senior Living RB ^(h)	7.25%	11/15/2041	2,000	2,324,940
California (State of) Statewide Communities Development Authority (St. Joseph Health System); Series 2000, RB (INS NATL ^(b))	5.13%	07/01/2024	1,950	2,147,145
California (State of) Statewide Communities Development Authority (Trinity Health Credit Group); Series 2011, Ref.	5.00%	12/01/2041	10,090	11,296,159

Edgar Filing: Invesco California Value Municipal Income Trust - Form N-CSR

RB ^(d)				
California (State of) Statewide Communities Development Authority; Series 2011, School Facilities RB	6.75%	07/01/2031	1,425	1,600,332
California (State of) Statewide Finance Authority (Pooled Tobacco Securitization); Series 2006 A, Tobacco Settlement CAB Turbo RB ^(c)	0.00%	06/01/2046	17,000	1,840,250
California (State of); Series 2002, Unlimited Tax GO Bonds	6.00%	04/01/2019	2,500	2,906,675
Series 2009, Various Purpose Unlimited Tax GO Bonds	5.75%	04/01/2031	1,150	1,307,815
Series 2009, Various Purpose Unlimited Tax GO Bonds	6.00%	11/01/2035	2,750	3,240,160
Series 2009, Various Purpose Unlimited Tax GO Bonds	6.00%	04/01/2038	2,215	2,545,168
Series 2009 A, Ref. Economic Recovery Unlimited Tax GO Bonds ^{(e)(f)}	5.25%	07/01/2019	1,905	2,192,922
Series 2009 A, Ref. Economic Recovery Unlimited Tax GO Bonds ^{(e)(f)}	5.25%	07/01/2019	1,095	1,260,498
Series 2010, Unlimited Tax GO Bonds	5.25%	11/01/2040	4,340	5,067,341
Series 2010, Various Purpose Unlimited Tax GO Bonds	5.50%	03/01/2040	5,955	6,897,796
Series 2011, Various Purpose Unlimited Tax GO Bonds	5.00%	09/01/2032	3,050	3,571,611
Series 2011, Various Purpose Unlimited Tax GO Bonds	5.00%	10/01/2041	3,500	4,040,540
Series 2012, Ref. Unlimited Tax GO Bonds	5.25%	02/01/2030	2,210	2,630,983
Series 2012, Various Purpose Unlimited Tax GO Bonds	5.00%	04/01/2042	4,000	4,607,840
Series 2013, Ref. Various Purpose Unlimited Tax GO Bonds	5.25%	09/01/2030	5,000	6,136,400
Series 2013, Various Purpose Unlimited Tax GO Bonds	5.00%	04/01/2037	11,080	12,931,690

See accompanying Notes to Financial Statements which are an integral part of the financial statements.

	Interest Rate	Maturity Date	Principal Amount (000)	Value
California (continued)				
California Infrastructure & Economic Development Bank (Independent System Operator Corp.); Series 2013, Ref. RB	5.00%	02/01/2039	\$ 3,000	\$ 3,424,800
California Infrastructure & Economic Development Bank (The Scripps Research Institute); Series 2005 A, RB	5.00%	07/01/2029	2,000	2,008,400
California Infrastructure & Economic Development Bank; Series 2003 A, First Lien Bay Area Toll Bridges Seismic Retrofit RB ^{(e)(f)}	5.00%	01/01/2028	1,500	1,984,335
California State University; Series 2009 A, Systemwide RB	5.25%	11/01/2038	5,000	5,650,200
Series 2012 A, Systemwide RB ^(d)	5.00%	11/01/2037	2,010	2,353,529
Series 2015 A, Ref. RB	5.00%	11/01/2043	3,000	3,516,870
Camarillo (City of) Public Finance Authority; Series 2005, Wastewater RB ^{(e)(f)}	5.00%	06/01/2016	1,000	1,012,420
Campbell Union High School District; Series 2008, Unlimited Tax GO Bonds ^{(e)(f)}	5.00%	08/01/2017	1,090	1,171,543
Series 2008, Unlimited Tax GO Bonds ^{(e)(f)}	5.00%	08/01/2017	1,620	1,741,192
Chino Basin Regional Financing Authority (Inland Empire Utilities Agency); Series 2008 A, RB (INS AMBAC ^(h))	5.00%	11/01/2033	1,250	1,330,213
Clovis Unified School District (Election of 2004); Series 2004 A, Unlimited Tax CAB GO Bonds (INS NATL ^{(g)(c)})	0.00%	08/01/2029	625	417,700
Compton (City of); Series 2009, Water RB	6.00%	08/01/2039	1,750	1,873,795
Corona-Norco Unified School District (Community Facilities District No. 98-1); Series 2013, Ref. Special Tax RB	5.00%	09/01/2027	1,000	1,158,500
Series 2013, Ref. Special Tax RB	5.00%	09/01/2029	1,720	1,971,206
Series 2013, Ref. Special Tax RB	5.00%	09/01/2032	1,000	1,127,070
Culver City (City of) Redevelopment Agency; Series 2005 A, Ref. Tax Allocation RB (INS AMBAC ^(h))	5.00%	11/01/2025	2,000	2,007,080
Daly City (City of) Housing Development Finance Agency (Franciscan Mobile Home Park Acquisition); Series 2007 C, Ref. Third Tier Mobile Home Park RB	6.50%	12/15/2047	1,885	1,935,235
Desert Community College District (Election of 2004); Series 2007 C, Unlimited Tax GO Bonds ^{(e)(f)}	5.00%	08/01/2017	2,045	2,177,352
Dry Creek Joint Elementary School District (Election of 2008-Measure E); Series 2009, Unlimited Tax CAB GO Bonds ^(c)	0.00%	08/01/2039	4,420	1,776,354
Series 2009, Unlimited Tax CAB GO Bonds ^(c)	0.00%	08/01/2048	2,860	769,197
East Bay Municipal Utility District; Series 2010 A, Ref. Sub. Water System RB ^(d)	5.00%	06/01/2036	2,745	3,145,386
Eastern Municipal Water District; Series 2006 A, Water & Sewer Revenue COP (INS NATL ^(g))	5.00%	07/01/2032	1,000	1,014,570
Eden (Township of) Healthcare District; Series 2010, COP	6.00%	06/01/2030	1,500	1,712,910

Edgar Filing: Invesco California Value Municipal Income Trust - Form N-CSR

Series 2010, COP	6.13%	06/01/2034	500	569,355
El Segundo Unified School District (Election of 2008);				
Series 2009 A, Unlimited Tax CAB GO Bonds ^(c)	0.00%	08/01/2031	2,735	1,598,006
Series 2009 A, Unlimited Tax CAB GO Bonds ^(c)	0.00%	08/01/2033	615	325,532
Florin Resource Conservation District (Elk Grove Water Service); Series 2003 A, Capital Improvement COP (INS NATI ^(b))				
	5.00%	09/01/2033	1,725	1,739,490
Folsom (City of) Public Financing Authority; Series 2007 A, Special Tax RB (INS AMBA ^(b))				
	5.00%	09/01/2028	3,000	3,097,980
Fontana (City of) Community Facilities District No. 22 (Sierra Hills South); Series 2014, Ref. Special Tax RB				
	5.00%	09/01/2034	1,000	1,137,360
Foothill-De Anza Community College District; Series 2011 C, Unlimited Tax GO Bonds ^(d)				
	5.00%	08/01/2040	13,500	15,648,255
Foothill-Eastern Transportation Corridor Agency; Series 1995 A, Sr. Lien Toll Road CAB RB ^{(c)(e)}				
	0.00%	01/01/2027	2,950	2,340,943
Series 2015, Ref. CAB Toll Road RB (INS AGM ^(b)) ^(c)				
	0.00%	01/15/2035	6,245	2,981,550
Subseries 2014 B-1, Ref. Toll Road RB ^(f)				
	5.00%	01/15/2018	3,000	3,152,580
Fremont Community Facilities District No. 1 (Pacific Commons);				
Series 2015, Ref. Special Tax RB	5.00%	09/01/2035	1,880	2,148,276
Series 2015, Ref. Special Tax RB	5.00%	09/01/2045	2,095	2,333,495
Garden Grove (City of) Agency for Community Development; Series 2008, Sub. RN (Acquired 05/27/2008; Cost \$1,319,641) ^(h)				
	6.00%	10/01/2027	1,515	1,515,985

See accompanying Notes to Financial Statements which are an integral part of the financial statements.

	Interest Rate	Maturity Date	Principal Amount (000)	Value
California (continued)				
Gilroy Unified School District (Election of 2008); Series 2009 A, Unlimited Tax CAB GO Bonds ^{(c)(e)}	0.00%	08/01/2029	\$ 85	\$ 62,631
Series 2009 A, Unlimited Tax CAB GO Bonds (INS AGC ^{(b)(c)})	0.00%	08/01/2029	665	436,865
Golden State Tobacco Securitization Corp.;				
Series 2007 A-1, Sr. Tobacco Settlement Asset-Backed RB	4.50%	06/01/2027	6,290	6,313,273
Series 2007 A-1, Sr. Tobacco Settlement Asset-Backed RB	5.00%	06/01/2033	8,115	7,702,271
Series 2007 A-1, Sr. Tobacco Settlement Asset-Backed RB	5.13%	06/01/2047	3,000	2,693,190
Series 2013 A, Enhanced Tobacco Settlement Asset-Backed RB	5.00%	06/01/2030	3,000	3,504,690
Series 2015 A, Ref. Tobacco Settlement Asset-Backed RB	5.00%	06/01/2040	1,805	2,074,324
Grossmont Union High School District (Election of 2004); Series 2006, Unlimited Tax CAB GO Bonds (INS NATI ^{(b)(c)})	0.00%	08/01/2024	3,000	2,488,890
Independent Cities Lease Finance Authority (San Juan Mobile Estates); Series 2006 A, Mobile Home Park RB ^{(e)(f)}	5.00%	05/15/2016	1,000	1,010,220
Independent Cities Lease Finance Authority (Westlake Mobilehome Park); Series 2007 A, Ref. Mobile Home Park RB	5.00%	04/15/2047	1,500	1,540,275
Inland Empire Tobacco Securitization Authority; Series 2007 C-1, Asset-Backed Tobacco Settlement CAB RB ^(c)	0.00%	06/01/2036	10,000	2,166,600
Irvine (City of) (Reassessment District No. 12-1);				
Series 2012, Limited Obligation Special Assessment Improvement Bonds	5.00%	09/02/2024	1,145	1,353,356
Series 2012, Limited Obligation Special Assessment Improvement Bonds	5.00%	09/02/2025	500	586,545
Irvine (City of) (Reassessment District No. 13-1);				
Series 2013, Limited Obligation Special Assessment Improvement Bonds	5.00%	09/02/2025	355	422,805
Series 2013, Limited Obligation Special Assessment Improvement Bonds	5.00%	09/02/2026	400	473,264
Series 2013, Limited Obligation Special Assessment Improvement Bonds	5.00%	09/02/2027	325	382,246
Series 2013, Limited Obligation Special Assessment Improvement Bonds	5.00%	09/02/2028	350	410,340
Series 2013, Limited Obligation Special Assessment Improvement Bonds	5.00%	09/02/2029	705	814,867
Irvine (City of) Community Facilities District No. 2013-3 (Great Park Improvement Area No. 1) ; Series 2014, Special Tax RB	5.00%	09/01/2044	1,055	1,181,526

Edgar Filing: Invesco California Value Municipal Income Trust - Form N-CSR

Series 2014, Special Tax RB	5.00%	09/01/2049	1,055	1,180,429
Irvine Unified School District; Series 2015, Ref. Special Tax RB	5.00%	09/01/2038	1,500	1,732,650
Kern (County of) Board of Education; Series 2006 A, Ref. COP (INS NATL ^(b))	5.00%	06/01/2031	3,110	3,138,145
Kern (County of) Water Agency Improvement District No. 4; Series 2008 A, Water Revenue COP (INS AGC ^(b))	5.00%	05/01/2028	1,015	1,102,777
La Quinta (City of) Successor Agency to the Redevelopment Agency (Areas No. 1 and 2); Series 2013 A, Ref. Sub. Tax Allocation RB	5.00%	09/01/2027	1,000	1,151,160
Series 2013 A, Ref. Sub. Tax Allocation RB	5.00%	09/01/2028	4,000	4,576,400
Lancaster (City of) Redevelopment Agency (Combined Redevelopment Areas); Series 2009, Tax Allocation RB ^{(e)(f)}	6.88%	08/01/2019	575	692,501
Series 2009, Tax Allocation RB	6.88%	08/01/2039	425	487,496
Long Beach (City of) (Long Beach Towne Center); Series 2008, Special Tax RB	5.75%	10/01/2025	2,000	2,149,800
Long Beach (City of); Series 2010 A, Sr. Airport RB	5.00%	06/01/2040	1,590	1,788,988
Series 2015, Marina System RB	5.00%	05/15/2026	1,000	1,183,310
Series 2015, Marina System RB	5.00%	05/15/2045	2,635	2,902,347
Long Beach Unified School District; Series 2012, Ref. Unlimited Tax GO Bonds ^(d)	5.00%	08/01/2031	11,625	13,961,974
Los Angeles (City of) (Sonnenblick Del Rio); Series 2000, Sr. COP (INS AMBAC ^(b))	6.00%	11/01/2019	3,000	3,015,180
Los Angeles (City of) Community Facilities District No. 4 (Playa Vista Phase 1); Series 2014, Special Tax Ref. RB	5.00%	09/01/2029	1,000	1,163,290
Series 2014, Special Tax Ref. RB	5.00%	09/01/2030	1,000	1,156,200
Los Angeles (City of) Community Redevelopment Agency (Grand Central Square- Los Angeles County Metropolitan Transportation Authority); Series 2007 B, Ref. MFH RB (INS AMBAC ^(b))(g)	4.75%	12/01/2026	2,215	2,331,243
Los Angeles (City of) Department of Airports (Los Angeles International Airport); Series 2008 C, Sub. RB ^{(e)(f)}	5.13%	05/15/2018	1,230	1,351,868
Series 2010 A, Sr. RB ^(d)	5.00%	05/15/2035	6,000	6,828,600
Series 2010 D, Sr. RB ^(d)	5.25%	05/15/2033	10,000	11,588,700

See accompanying Notes to Financial Statements which are an integral part of the financial statements.

	Interest Rate	Maturity Date	Principal Amount (000)	Value
California (continued)				
Los Angeles (City of) Department of Water & Power;				
Series 2009 A, Water System RB	5.38%	07/01/2038	\$ 2,000	\$ 2,234,120
Series 2011 A, Power System RB ^(d)	5.00%	07/01/2022	9,200	11,135,128
Series 2011 A, Water System RB	5.25%	07/01/2039	2,000	2,314,320
Series 2012 A, Water System RB ^(d)	5.00%	07/01/2043	5,250	6,134,153
Series 2013 B, Waterworks RB	5.00%	07/01/2027	3,000	3,686,130
Subseries 2006 A-1, Water System RB (INS AMBAC ^(b))	5.00%	07/01/2036	1,000	1,016,250
Subseries 2007 A-1, Power System RB (INS AMBAC ^(b))	5.00%	07/01/2039	1,500	1,584,345
SubSeries 2008 A-1, Power System RB ^(d)	5.25%	07/01/2038	8,200	8,986,544
Los Angeles (City of); Series 2012 B, Ref. Sub. Wastewater System RB ^(d)				
	5.00%	06/01/2032	10,000	11,835,800
Los Angeles Community College District (Election of 2003); Series 2008 F-1, Unlimited Tax GO Bonds ^{(d)(e)(f)}				
	5.00%	08/01/2018	8,000	8,837,600
Los Angeles County Schools Regionalized Business Services Corp. (Los Angeles County Schools Pooled Financing Program); Series 1999 A, CAB COP (INS AMBAC ^{(b)(c)})				
	0.00%	08/01/2026	1,200	887,100
Los Angeles Unified School District (Election of 2002); Series 2009 D, Unlimited Tax GO Bonds				
	5.00%	01/01/2034	2,000	2,251,520
Los Angeles Unified School District (Election of 2004); Series 2006 F, Unlimited Tax GO Bonds ^{(e)(f)}				
	5.00%	07/01/2016	2,000	2,032,820
Series 2009 I, Unlimited Tax GO Bonds (INS AGC ^(b))	5.00%	01/01/2034	5,950	6,698,272
M-S-R Energy Authority; Series 2009 B, Gas RB	6.13%	11/01/2029	1,000	1,295,940
Marin (County of) Water District Financing Authority; Series 2012 A, Sub. Lien RB				
	5.00%	07/01/2044	4,000	4,595,360
Menifee Union School District (Election of 2008); Series 2009 C, Unlimited Tax CAB GO Bonds (INS AGC ^{(b)(c)})				
	0.00%	08/01/2034	850	417,248
Modesto (City of) (Community Center Refinancing); Series 1993 A, COP (INS AMBAC ^(b))				
	5.00%	11/01/2023	4,455	4,723,815
Montebello Unified School District (Election of 2004); Series 2009 A-1, Unlimited Tax GO Bonds ^{(e)(f)}				
	5.25%	08/01/2019	1,000	1,151,450
Moorpark Unified School District (Election of 2008); Series 2009 A, Unlimited Tax CAB GO Bonds (INS AGC ^{(b)(c)})				
	0.00%	08/01/2031	2,000	1,134,540
Moreland School District (Crossover); Series 2006 C, Ref. Unlimited Tax CAB GO Bonds (INS AMBAC ^{(b)(c)})				
	0.00%	08/01/2029	1,250	793,463
Morongo Band of Mission Indians (The) (Enterprise Casino); Series 2008 B, RB ^(h)				
	5.50%	03/01/2018	460	488,828
Series 2008 B, RB ^(h)	6.50%	03/01/2028	2,175	2,377,014
Murrieta (City of) Public Financing Authority; Series 2012, Ref. Special Tax RB				
	5.00%	09/01/2025	975	1,134,062
Series 2012, Ref. Special Tax RB	5.00%	09/01/2026	1,000	1,155,520
Murrieta Valley Unified School District Public Financing Authority (Election of 2006); Series 2008, Unlimited Tax				

Edgar Filing: Invesco California Value Municipal Income Trust - Form N-CSR

CAB GO Bonds (INS AGM ^h)(^c)				
National City (City of) Community Development Commission (National City Redevelopment); Series 2011, Tax Allocation RB	7.00%	08/01/2032	750	940,568
Needles (City of) Public Utility Authority (Utility System Acquisition); Series 1997 A, RB	6.50%	02/01/2022	1,345	1,345,592
Northern California Power Agency (Hydroelectric No. 1); Series 2012, Ref. RB	5.00%	07/01/2032	1,700	2,001,648
Northern California Transmission Agency (California-Oregon Transmission); Series 2016, Ref. RB	5.00%	05/01/2039	1,500	1,779,420
Norwalk-La Mirada Unified School District; Series 2005 B, Unlimited Tax CAB GO Bonds (INS AGM ^h)(^c)	0.00%	08/01/2029	6,000	3,973,020
Oak Grove School District (Election of 2008); Series 2009 A, Unlimited Tax CAB GO Bonds(^c)	0.00%	08/01/2028	670	477,911
Oakland (Port of); Series 2012 P, Ref. Sr. Lien RB(^g)	5.00%	05/01/2028	3,000	3,472,260
Oakland Unified School District (County of Alameda, California); Series 2015 A, Unlimited Tax GO Bonds	5.00%	08/01/2040	2,430	2,728,647
Orange (County of) Community Facilities District (No. 2004-1 Ladera Ranch); Series 2014 A, Ref. Special Tax RB	5.00%	08/15/2033	1,000	1,130,590
Series 2014 A, Ref. Special Tax RB	5.00%	08/15/2034	1,000	1,128,410
Orange (County of) Community Facilities District No. 2015-1 (Esencia Village); Series 2015 A, Special Tax RB	5.00%	08/15/2035	275	316,558
Series 2015 A, Special Tax RB	5.25%	08/15/2045	1,385	1,593,664
Orange (County); Series 2009 A, Airport RB	5.00%	07/01/2031	1,000	1,118,930

See accompanying Notes to Financial Statements which are an integral part of the financial statements.

	Interest Rate	Maturity Date	Principal Amount (000)	Value
California (continued)				
Oxnard Union High School District; Series 2001 A, Ref. Unlimited Tax GO Bonds (INS NATL ^h)	6.20%	08/01/2030	\$ 1,000	\$ 1,052,920
Palm Springs (City of) (Palm Springs International Airport); Series 2006, Ref. Sub. Airport Passenger Facility Charge RB ^(g)	5.45%	07/01/2020	250	251,025
Series 2006, Ref. Sub. Airport Passenger Facility Charge RB ^(g)	5.55%	07/01/2028	410	411,775
Series 2008, Ref. Sub. Airport Passenger Facility Charge RB ^(g)	6.00%	07/01/2018	160	161,062
Series 2008, Ref. Sub. Airport Passenger Facility Charge RB ^(g)	6.40%	07/01/2023	250	251,798
Series 2008, Ref. Sub. Airport Passenger Facility Charge RB ^(g)	6.50%	07/01/2027	410	413,083
Palomar Pomerado Health; Series 2009, COP	6.75%	11/01/2039	3,000	3,363,300
Perris (City of) Public Financing Authority (Perris Valley Vistas IA 3); Series 2008 B, Local Agency Special Tax RB ^{(e)(f)}	6.63%	09/01/2016	1,925	1,987,062
Pico Rivera (City of) Water Authority (Water System); Series 1999 A, RB (INS NATL ^h)	5.50%	05/01/2019	820	871,234
Planada Elementary School District (Election of 2008); Series 2009 B, Unlimited Tax CAB GO Bonds (INS AGC ^{(h)(c)})	0.00%	07/01/2049	8,440	2,174,228
Rancho Cordova (City of) Community Facilities District No. 2003-1 (Sunridge Anatolia);				
Series 2012, Ref. Special Tax RB	5.00%	09/01/2032	1,425	1,605,149
Series 2012, Ref. Special Tax RB	5.00%	09/01/2037	1,500	1,667,985
Redding (City of); Series 2008 A, Electric System Revenue COP (INS AGM ^h)	5.00%	06/01/2027	725	793,070
Redlands (City of) Redevelopment Agency; Series 1998 A, Ref. Tax Allocation RB (INS NATL ^h)	4.75%	08/01/2021	2,980	2,989,953
Regents of the University of California;				
Series 2009 E, Medical Center Pooled RB	5.50%	05/15/2027	2,500	2,671,100
Series 2009 O, General RB ^(d)	5.25%	05/15/2039	7,500	8,457,375
Series 2009 Q, General RB ^{(d)(i)}	5.00%	05/15/2034	9,080	9,604,188
Series 2013 AI, General RB ^(d)	5.00%	05/15/2038	6,000	6,979,620
Richmond (City of) Joint Powers Financing Authority (Point Potrero); Series 2009 A, Lease RB	6.25%	07/01/2024	2,000	2,321,360
Riverside (City of);				
Series 2008 B, Water RB (INS AGM ^h)	5.00%	10/01/2033	1,000	1,099,870
Series 2008 D, Electric RB (INS AGM ^h)	5.00%	10/01/2028	2,085	2,305,614
Riverside (County of) Community Facilities District No. 07-2 (Clinton Keith);				
Series 2015, Special Tax Bonds	5.00%	09/01/2040	2,760	2,923,033
Series 2015, Special Tax Bonds	5.00%	09/01/2044	1,500	1,580,205
Riverside (County of) Transportation Commission;				
Series 2010 A, Limited Sales Tax RB	5.00%	06/01/2032	2,000	2,295,280

Edgar Filing: Invesco California Value Municipal Income Trust - Form N-CSR

Riverside Community College District (Election 2004); Series 2007 C, Unlimited Tax GO Bonds ^{(d)(e)(f)}	5.00%	08/01/2017	5,000	5,324,350
RNR School Financing Authority (Community Facilities District No. 92-1); Series 2006 A, Special Tax RB ^{(e)(f)}	5.00%	09/01/2016	2,000	2,048,380
Romoland School District Community Facilities No. 2004-1; Series 2015, Ref. Special Tax Bonds	5.00%	09/01/2038	1,660	1,859,864
Roseville Joint Union High School District; Series 1995 B, Unlimited Tax CAB GO Bonds (INS NATL ^h) ^(c)	0.00%	06/01/2020	1,650	1,429,148
Sacramento (City of) Municipal Utility District; Series 2008 U, Electric RB (INS AGM ^h) ^(d)	5.00%	08/15/2024	4,960	5,494,738
Series 2008 U, Electric RB (INS AGM ^h)	5.00%	08/15/2024	1,000	1,107,810
Series 2008 U, Electric RB (INS AGM ^h) ^(d)	5.00%	08/15/2026	10,000	11,054,700
Series 2011 X, Ref. Electric RB	5.00%	08/15/2027	2,850	3,409,825
Sacramento (County of) Sanitation Districts Financing Authority (Sacramento Regional County Sanitation District); Series 2011 A, Ref. RB	5.00%	12/01/2026	1,500	1,831,305
Sacramento (County of); Series 2008 A, Sr. Airport System RB (INS AGM ^h)	5.00%	07/01/2032	1,000	1,082,900
Series 2010, Sr. Airport System RB	5.00%	07/01/2040	5,000	5,643,650
San Clemente (City of) (Community Facilities District 2006-1); Series 2015, Special Tax RB	5.00%	09/01/2040	685	778,352
San Diego (City of) Public Facilities Financing Authority (Capital Improvement); Series 2012 A, Lease RB	5.00%	04/15/2037	3,000	3,356,640
San Diego (City of) Public Facilities Financing Authority; Series 2009 B, Water RB	5.38%	08/01/2034	5,000	5,700,550
Subseries 2012 A, Ref. Water RB	5.00%	08/01/2032	5,000	5,954,850
San Diego (City of) Redevelopment Agency (Centre City Redevelopment); Series 1999 A, RB	6.40%	09/01/2025	2,175	2,185,701

See accompanying Notes to Financial Statements which are an integral part of the financial statements.

	Interest Rate	Maturity Date	Principal Amount (000)	Value
California (continued)				
San Diego (City of) Regional Building Authority (County Operations Center); Series 2016 A, RB	5.00%	10/15/2035	\$ 1,500	\$ 1,791,840
San Diego (County of) Regional Airport Authority; Series 2010 A, Sub. RB	5.00%	07/01/2034	4,880	5,512,546
Series 2010 A, Sub. RB	5.00%	07/01/2040	2,500	2,824,050
San Diego (County of) Regional Transportation Commission; Series 2014 A, Sales & Use Tax RB ^(d)	5.00%	04/01/2048	7,020	8,114,278
San Diego (County of) Water Authority; Series 2008 A, COP ^{(e)(f)}	5.00%	05/01/2018	2,080	2,277,142
San Diego Community College District (Election of 2002); Series 2009, Unlimited Tax GO Bonds ^(d)	5.25%	08/01/2033	5,000	5,697,750
San Dimas (City of) Redevelopment Agency (Creative Growth); Series 1998 A, Tax Allocation RB (INS AGM ^{h)})	5.00%	09/01/2016	120	120,498
San Francisco (City & County of) Airport Commission (San Francisco International Airport); Series 2010 F, Second Series RB	5.00%	05/01/2040	4,000	4,489,920
Series 2011 C, Ref. Second Series RB ^(g)	5.00%	05/01/2023	3,000	3,504,390
Series 2011 F, Ref. Second Series RB ^(g)	5.00%	05/01/2025	5,000	5,845,150
Series 2011 G, Second Series RB	5.25%	05/01/2028	3,000	3,603,660
San Francisco (City & County of) Airport Commission (San Francisco International Airport-SFO Fuel Co. LLC); Series 2000 A, Special Facilities Lease RB (INS AGM ^{h)(g)})	6.13%	01/01/2027	1,660	1,667,951
San Francisco (City & County of) Public Utilities Commission (Water System Improvement Program); SubSeries 2011 A, Water RB ^(d)	5.00%	11/01/2036	6,300	7,376,733
San Francisco (City & County of) Redevelopment Financing Authority (Mission Bay North Redevelopment); Series 2011 C, Tax Allocation RB	6.50%	08/01/2027	400	488,888
Series 2011 C, Tax Allocation RB	6.75%	08/01/2033	500	604,205
San Francisco (City & County of) Successor Agency to the Redevelopment Agency (Mission Bay South Redevelopment); Series 2014 A, Tax Allocation RB	5.00%	08/01/2026	220	259,171
Series 2014 A, Tax Allocation RB	5.00%	08/01/2028	370	429,281
Series 2014 A, Tax Allocation RB	5.00%	08/01/2029	450	519,674
Series 2014 A, Tax Allocation RB	5.00%	08/01/2032	785	895,418
Series 2014 A, Tax Allocation RB	5.00%	08/01/2033	375	426,259
Series 2014 A, Tax Allocation RB	5.00%	08/01/2043	1,000	1,109,340
San Francisco (City & County of) Successor Agency to the Redevelopment Agency Community Facilities District No. 6 (Mission Bay South Public Improvements); Series 2013 A, Ref. Special Tax RB	5.00%	08/01/2033	1,635	1,825,200
San Francisco (City of) Bay Area Rapid Transit District (Election of 2004); Series 2013 C, Unlimited Tax GO	5.00%	08/01/2037	5,000	5,905,000

Edgar Filing: Invesco California Value Municipal Income Trust - Form N-CSR

Bonds^(d)

San Francisco (City of) Bay Area Rapid Transit District; Series 2010, Ref. RB	5.00%	07/01/2028	1,000	1,156,510
San Francisco (City of) Utilities Commission; Series 2012, Water RB	5.00%	07/01/2036	9,000	10,531,620
San Jose (City of) Financing Authority (Civic Center); Series 2013 A, Ref. RB	5.00%	11/01/2036	5,000	5,859,900
San Jose Evergreen Community College District (Election of 2004); Series 2008 B, Unlimited Tax CAB GO Bonds (INS AGM ^(b)) ^(c)	5.00%	06/01/2039	5,000	5,738,750
San Luis Obispo (County of) Financing Authority (Lopez Dam Improvement); Series 2011 A, Ref. RB (INS AGM ^(b))	0.00%	09/01/2032	1,000	566,290
Sanger Unified School District; Series 1999, Ref. Unlimited Tax GO Bonds (INS NATL ^(b))	5.00%	08/01/2030	2,500	2,815,600
Santa Ana Unified School District (Financing Project); Series 1999, CAB COP (INS AGM ^(b)) ^(c)	5.60%	08/01/2023	1,715	1,912,602
Santa Clara (County of) Financing Authority (Multiple Facilities); Series 2008 L, Ref. Lease RB ^(d)	0.00%	04/01/2036	1,000	460,730
Santa Clara Valley Transportation Authority (2000-Measure A); Series 2007 A, Ref. Sales Tax RB ^{(e)(f)}	5.25%	05/15/2036	10,000	10,834,400
Santa Clara Valley Transportation Authority (2000-Measure A); Series 2007 A, Ref. Sales Tax RB ^{(e)(f)}	5.00%	04/01/2017	1,680	1,764,823
Santa Margarita Water District (Community Facilities District No. 2013-1); Series 2013, Special Tax RB	5.63%	09/01/2036	2,000	2,282,180
Series 2013, Special Tax RB	5.63%	09/01/2043	3,000	3,407,700
Santa Margarita/Dana Point Authority (Santa Margarita Water District Improvement Districts No. 2, 3 & 4); Series 2009 A, RB	5.13%	08/01/2038	1,500	1,643,820
Sierra View Local Health Care District; Series 2007, RB ^{(e)(f)}	5.25%	07/01/2017	2,000	2,128,680

See accompanying Notes to Financial Statements which are an integral part of the financial statements.

	Interest Rate	Maturity Date	Principal Amount (000)	Value
California (continued)				
Silicon Valley Tobacco Securitization Authority (Santa Clara); Series 2007 A, Tobacco Settlement CAB Turbo RB ^(c)	0.00%	06/01/2036	\$ 7,000	\$ 1,968,610
Simi Valley Unified School District (Election of 2004); Series 2007 C, Unlimited Tax CAB GO Bonds (INS AGM ^h) ^(c)	0.00%	08/01/2028	1,520	1,042,021
Series 2007 C, Unlimited Tax CAB GO Bonds (INS AGM ^h) ^(c)	0.00%	08/01/2029	5,000	3,284,700
Series 2007 C, Unlimited Tax CAB GO Bonds (INS AGM ^h) ^(c)	0.00%	08/01/2030	1,210	734,119
South Orange (County of) Public Financing Authority (Ladera Ranch);				
Series 2014 A, Ref. Sr. Lien Special Tax RB	5.00%	08/15/2028	750	865,133
Series 2014 A, Ref. Sr. Lien Special Tax RB	5.00%	08/15/2029	900	1,035,657
Series 2014 A, Ref. Sr. Lien Special Tax RB	5.00%	08/15/2030	1,000	1,146,760
Series 2014 A, Ref. Sr. Lien Special Tax RB	5.00%	08/15/2032	1,680	1,911,353
Series 2014 A, Ref. Sr. Lien Special Tax RB	5.00%	08/15/2033	1,000	1,134,420
South Orange (County of) Public Financing Authority; Series 1999, Special Assessment RB (INS AGM ^h)	5.80%	09/02/2018	2,545	2,615,624
Southern California Metropolitan Water District; Series 2009 B, Ref. RB ^(d)	5.00%	07/01/2027	7,825	8,875,115
Southern California Public Power Authority (Milford Wind Corridor Phase II);				
Series 2011 1, RB ^(d)	5.25%	07/01/2031	2,850	3,314,408
Series 2011-1, RB ^(d)	5.25%	07/01/2029	2,850	3,413,331
Southern California Tobacco Securitization Authority (San Diego County Tobacco Asset Securitization Corp.); Series 2006 A-1, Sr. Tobacco Settlement Asset-Backed RB	5.13%	06/01/2046	8,730	8,333,309
Tejon Ranch Public Facilities Financing Authority Community Facilities District No. 2008-1 (Tejon Industrial Complex Public Improvements East);				
Series 2012 B, Special Tax RB	5.25%	09/01/2042	1,500	1,627,230
Turlock (City of) (Emanuel Medical Center, Inc.);				
Series 2007 A, Health Facility Revenue COP ^{(e)(f)}	5.13%	10/15/2017	1,000	1,074,850
Series 2007 B, Health Facility Revenue COP ^{(e)(f)}	5.13%	10/15/2017	1,000	1,074,850
Tustin (City of) Public Financing Authority; Series 2011 A, Water RB	5.00%	04/01/2036	3,500	3,993,325
Tustin Unified School District (Community Facilities District No. 97-1); Series 2015, Ref. Special Tax RB	5.00%	09/01/2038	7,000	7,933,590
Twin Rivers Unified School District (Election of 2006); Series 2008, Unlimited Tax GO Bonds (INS AGM ^h)	5.00%	08/01/2023	1,000	1,101,570
University of California;				
Series 2009 O, General RB ^{(e)(f)}	5.25%	05/15/2019	245	279,851
Series 2009 O, General RB	5.25%	05/15/2039	1,255	1,415,201
Vernon (City of);				

Edgar Filing: Invesco California Value Municipal Income Trust - Form N-CSR

Series 2009 A, Electric System RB ^{(e)(f)}	5.13%	08/01/2019	920	1,011,641
Series 2009 A, Electric System RB	5.13%	08/01/2021	2,080	2,310,443
Vista Unified School District (Election of 2002); Series 2007 C, Unlimited Tax GO Bonds ^{(d)(e)(f)}	5.00%	08/01/2017	2,185	2,326,413
West Basin Municipal Water District; Series 2008 B, Ref. COP (INS AGC ^{h)})	5.00%	08/01/2027	1,640	1,807,838
West Contra Costa Unified School District; Series 2005, Unlimited Tax CAB GO Bonds (INS NATL ^{h)}) ^(c)	0.00%	08/01/2025	5,000	3,949,100
William S. Hart Union High School District (Election of 2008); Series 2009 A, Unlimited Tax CAB GO Bonds ^(c)	0.00%	08/01/2032	9,370	5,061,861
Yosemite Community College District (Election of 2004); Series 2008 C, Unlimited Tax CAB GO Bonds (INS AGM ^{h)}) ^(c)	0.00%	08/01/2022	2,655	2,361,755
Series 2008 C, Unlimited Tax GO Bonds ^{(d)(e)(f)}	5.00%	08/01/2018	16,000	17,667,040
				989,483,895

Guam 3.79%

Guam (Territory of) (Section 30); Series 2009 A, Limited Obligation RB	5.38%	12/01/2024	3,150	3,506,076
Series 2009 A, Limited Obligation RB	5.63%	12/01/2029	595	661,307
Guam (Territory of) International Airport Authority; Series 2013 C, General RB ^(g)	6.38%	10/01/2043	3,000	3,538,590
Guam (Territory of) Power Authority; Series 2012 A, Ref. RB (INS AGM ^{h)})	5.00%	10/01/2026	2,500	3,000,500
Series 2012 A, Ref. RB (INS AGM ^{h)})	5.00%	10/01/2027	1,500	1,783,860
Series 2012 A, Ref. RB (INS AGM ^{h)})	5.00%	10/01/2030	4,000	4,744,720

See accompanying Notes to Financial Statements which are an integral part of the financial statements.

	Interest Rate	Maturity Date	Principal Amount (000)	Value
Guam (continued)				
Guam (Territory of) Waterworks Authority; Series 2014 A, Ref. Water & Wastewater System RB	5.00%	07/01/2035	\$ 1,800	\$ 2,007,504
Series 2016, Water & Wastewater System RB	5.00%	01/01/2046	2,375	2,664,180
Guam (Territory of); Series 2011 A, Business Privilege Tax RB	5.25%	01/01/2036	3,000	3,341,940
				25,248,677
Puerto Rico 0.35%				
Puerto Rico (Commonwealth of) Public Buildings Authority; Series 2002 D, RB ^{(e)(f)}	5.45%	07/01/2017	2,200	2,344,364
Virgin Islands 1.69%				
Virgin Islands (Government of) Port Authority; Series 2014 B, Ref. Marine RB	5.00%	09/01/2044	1,720	1,885,842
Virgin Islands (Government of) Public Finance Authority (Matching Fund Loan Note Diageo); Series 2009 A, Sub. RB	6.63%	10/01/2029	2,965	3,314,633
Virgin Islands (Government of) Public Finance Authority (Matching Fund Loan Note); Series 2010 A, Sr. Lien RB	5.00%	10/01/2025	1,000	1,114,161
Series 2010 A, Sr. Lien RB	5.00%	10/01/2029	3,000	3,266,100
Series 2012 A, RB ^(h)	4.00%	10/01/2022	1,580	1,697,742
				11,278,478
TOTAL INVESTMENTS ^(j) 154.09% (Cost \$921,652,009)				1,028,355,414
FLOATING RATE NOTE OBLIGATIONS (26.83)%				
Notes with interest and fee rates ranging from 0.53% to 0.79% at 02/29/2016 and contractual maturities of collateral ranging from 07/01/2022 to 08/15/2051 (See Note 1J) ^(k)				(179,085,000)
VARIABLE RATE MUNI TERM PREFERRED SHARES (28.22)%				(188,300,000)
OTHER ASSETS LESS LIABILITIES 0.96%				6,414,876
NET ASSETS APPLICABLE TO COMMON SHARES 100.00%				\$ 667,385,290

Investment Abbreviations:

AGC	Assured Guaranty Corp.
AGM	Assured Guaranty Municipal Corp.
AMBAC	American Municipal Bond Assurance Corp.
CAB	Capital Appreciation Bonds
COP	Certificates of Participation
GO	General Obligation
INS	Insurer
MFH	Multi-Family Housing

Edgar Filing: Invesco California Value Municipal Income Trust - Form N-CSR

NATL	National Public Finance Guarantee Corp.
RB	Revenue Bonds
Ref.	Refunding
RN	Revenue Notes
Sr.	Senior
Sub.	Subordinated

Notes to Schedule of Investments:

- (a) Calculated as a percentage of net assets. Amounts in excess of 100% are due to the Trust's use of leverage.
- (b) Principal and/or interest payments are secured by the bond insurance company listed.
- (c) Zero coupon bond issued at a discount.
- (d) Underlying security related to TOB Trusts entered into by the Trust. See Note 1J.
- (e) Advance refunded; secured by an escrow fund of U.S. Government obligations or other highly rated collateral.
- (f) Security has an irrevocable call by the issuer or mandatory put by the holder. Maturity date reflects such call or put.
- (g) Security subject to the alternative minimum tax.
- (h) Security purchased or received in a transaction exempt from registration under the Securities Act of 1933, as amended (the "1933 Act"). The security may be resold pursuant to an exemption from registration under the 1933 Act, typically to qualified institutional buyers. The aggregate value of these securities at February 29, 2016 was \$24,756,993, which represented 3.71% of the Trust's Net Assets.
- (i) Security is subject to a reimbursement agreement which may require the Trust to pay amounts to a counterparty in the event of a significant decline in the market value of the security underlying the TOB Trusts. In case of a shortfall, the maximum potential amount of payments the Trust could ultimately be required to make under the agreement is \$6,050,000. However, such shortfall payment would be reduced by the proceeds from the sale of the security underlying the TOB Trusts.
- (j) This table provides a listing of those entities that have either issued, guaranteed, backed or otherwise enhanced the credit quality of more than 5% of the securities held in the portfolio. In instances where the entity has guaranteed, backed or otherwise enhanced the credit quality of a security, it is not primarily responsible for the issuer's obligations but may be called upon to satisfy the issuer's obligations.

Entity	Percentage
Assured Guaranty Municipal Corp.	7.3%

- (k) Floating rate note obligations related to securities held. The interest and fee rates shown reflect the rates in effect at February 29, 2016. At February 29, 2016, the Trust's investments with a value of \$317,758,209 are held by TOB Trusts and serve as collateral for the \$179,085,000 in the floating rate note obligations outstanding at that date.

See accompanying Notes to Financial Statements which are an integral part of the financial statements.

Statement of Assets and Liabilities

February 29, 2016

Assets:

Investments, at value (Cost \$921,652,009)	\$ 1,028,355,414
Receivable for:	
Investments sold	2,315,113
Interest	11,388,680
Fund expenses absorbed	9,795
Investment for trustee deferred compensation and retirement plans	33,898
Deferred offering costs	24,365
Total assets	1,042,127,265

Liabilities:

Floating rate note obligations	179,085,000
Variable rate muni term preferred shares, at liquidation preference (\$0.01 par value, 1,883 shares issued with liquidation preference of \$100,000 per share)	188,300,000
Payable for:	
Investments purchased	3,578,325
Amount due custodian	3,320,431
Dividends	67,834
Accrued interest expense	150,691
Accrued trustees and officers fees and benefits	3,373
Accrued other operating expenses	75,248
Trustee deferred compensation and retirement plans	161,073
Total liabilities	374,741,975
Net assets applicable to common shares	\$ 667,385,290
Net assets applicable to common shares consist of:	
Shares of beneficial interest common shares	\$ 625,994,336
Undistributed net investment income	1,570,312
Undistributed net realized gain (loss)	(66,882,763)
Net unrealized appreciation	106,703,405
	\$ 667,385,290

**Common shares outstanding, no par value,
with an unlimited number of common shares authorized:**

Common shares outstanding	47,856,921
Net asset value per common share	\$ 13.95
Market value per common share	\$ 13.49

See accompanying Notes to Financial Statements which are an integral part of the financial statements.

Statement of Operations*For the year ended February 29, 2016*

Investment income:	
Interest	\$ 44,713,511
Expenses:	
Advisory fees	5,614,486
Administrative services fees	155,406
Custodian fees	20,120
Interest, facilities and maintenance fees	2,908,966
Transfer agent fees	54,113
Trustees and officers fees and benefits	48,362
Other	368,390
Total expenses	9,169,843
Less: Fees waived	(1,809,011)
Net expenses	7,360,832
Net investment income	37,352,679
Realized and unrealized gain (loss) from:	
Net realized gain (loss) from investment securities	(3,495,224)
Change in net unrealized appreciation of investment securities	9,344,833
Net realized and unrealized gain	5,849,609
Net increase in net assets from operations applicable to common shares	\$ 43,202,288

See accompanying Notes to Financial Statements which are an integral part of the financial statements.

Statement of Changes in Net Assets*For the years ended February 29, 2016 and February 28, 2015*

	2016	2015
Operations:		
Net investment income	\$ 37,352,679	\$ 37,848,647
Net realized gain (loss)	(3,495,224)	(118,584)
Change in net unrealized appreciation	9,344,833	45,886,434
Net increase in net assets resulting from operations	43,202,288	83,616,497
Distribution to shareholders from net investment income	(37,902,682)	(37,902,682)
Net increase in net assets applicable to common shares	5,299,606	45,713,815
Net assets applicable to common shares:		
Beginning of year	662,085,684	616,371,869
End of year (includes undistributed net investment income of \$1,570,312 and \$2,341,842, respectively)	\$ 667,385,290	\$ 662,085,684

See accompanying Notes to Financial Statements which are an integral part of the financial statements.

Statement of Cash Flows*For the year ended February 29, 2016***Cash provided by operating activities:**

Net increase in net assets resulting from operations applicable to common shares	\$ 43,202,288
--	---------------

Adjustments to reconcile the change in net assets applicable to common shares from operations to net cash provided by operating activities:

Purchases of investments	(111,616,649)
Proceeds from sales of investments	109,273,070
Amortization of premium and deferred offering costs	3,056,685
Accretion of discount	(2,988,344)
Increase in interest receivables and other assets	(30,983)
Decrease in accrued expenses and other payables	(7,699)
Net realized loss from investment securities	3,495,224
Net change in unrealized appreciation on investment securities	(9,344,833)
Net cash provided by operating activities	35,038,759

Cash provided by (used in) financing activities:

Dividends paid to common shareholders from net investment income	(37,902,964)
Decrease in payable for amount due custodian	(1,170,795)
Proceeds from TOB Trusts	4,710,000
Repayments of TOB Trusts	(675,000)
Net cash provided by (used in) financing activities	(35,038,759)

Net increase in cash and cash equivalents

Cash and cash equivalents at beginning of period	
--	--

Cash and cash equivalents at end of period	\$
--	----

Supplemental disclosure of cash flow information:

Cash paid during the period for interest, facilities and maintenance fees	\$ 2,899,151
---	--------------

Notes to Financial Statements*February 29, 2016***NOTE 1 Significant Accounting Policies**

Invesco California Value Municipal Income Trust (the "Trust") is a Delaware statutory trust registered under the Investment Company Act of 1940, as amended (the "1940 Act"), as a diversified, closed-end management investment company.

The Trust's investment objective is to seek to provide common shareholders with a high level of current income exempt from federal and California income taxes, consistent with preservation of capital. The Trust will invest substantially all of its assets in California municipal securities rated investment grade at the time of investment.

The following is a summary of the significant accounting policies followed by the Trust in the preparation of its financial statements.

A. Security Valuations Securities, including restricted securities, are valued according to the following policy. Securities are fair valued using an evaluated quote provided by an independent pricing service approved by the Board of Trustees. Evaluated quotes provided by the pricing service may be determined without exclusive reliance on quoted prices, and may reflect appropriate factors such as institution-size trading in similar groups of securities, developments related to specific securities, dividend rate (for unlisted equities), yield (for debt obligations), quality, type of issue, coupon rate (for debt obligations), maturity (for debt obligations), individual trading characteristics and other market data. Debt obligations are subject to interest rate and credit risks. In addition, all debt obligations involve some risk of default with respect to interest and/or principal payments.

Securities for which market quotations either are not readily available or became unreliable are valued at fair value as determined in good faith by or under the supervision of the Trust's officers following procedures approved by the Board of Trustees. Some of the factors which may be considered in determining fair value are fundamental analytical data relating to the investment; the nature and duration of any restrictions on transferability or disposition; trading in similar securities by the same issuer or comparable companies; relevant political, economic or issuer specific news; and other relevant factors under the circumstances.

The Trust may invest in securities that are subject to interest rate risk, meaning the risk that the prices will generally fall as interest rates rise and, conversely, the prices will generally rise as interest rates fall. Specific securities differ in their sensitivity to changes in interest rates depending on their individual characteristics. Changes in interest rates may result in increased market volatility, which may affect the value and/or liquidity of certain Trust investments.

Valuations change in response to many factors including the historical and prospective earnings of the issuer, the value of the issuer's assets, general economic conditions, interest rates, investor perceptions and market liquidity. Because of the inherent uncertainties of valuation, the values reflected in the financial statements may materially differ from the value received upon actual sale of those investments.

B. Securities Transactions and Investment Income Securities transactions are accounted for on a trade date basis. Realized gains or losses on sales are computed on the basis of specific identification of the securities sold. Interest income (net of withholding tax, if any) is recorded on the accrual basis from settlement date. Dividend income (net of withholding tax, if any) is recorded on the ex-dividend date. Bond premiums and discounts are amortized and/or accreted for financial reporting purposes.

The Trust may periodically participate in litigation related to Trust investments. As such, the Trust may receive proceeds from litigation settlements. Any proceeds received are included in the Statement of Operations as realized gain (loss) for investments no longer held and as unrealized gain (loss) for investments still held.

Brokerage commissions and mark ups are considered transaction costs and are recorded as an increase to the cost basis of securities purchased and/or a reduction of proceeds on a sale of securities. Such transaction costs are included in the determination of net realized and unrealized gain (loss) from investment securities reported in the Statement of Operations and the Statement of Changes in Net Assets and the net realized and unrealized gains (losses) on securities per share in the Financial Highlights. Transaction costs are included in the calculation of the Trust's net asset value and, accordingly, they reduce the Trust's total returns. These transaction costs are not considered operating expenses and are not reflected in net investment income reported in the Statement of Operations and the Statement of Changes in Net Assets, or the net investment income per share and the ratios of expenses and net investment income reported in the Financial Highlights, nor are they limited by any expense limitation arrangements between the Trust and the investment adviser.

C. Country Determination For the purposes of making investment selection decisions and presentation in the Schedule of Investments, the investment adviser may determine the country in which an issuer is located and/or credit risk exposure based on various factors. These factors include the laws of the country under which the issuer is organized, where the issuer maintains a principal office, the country in which the issuer derives 50% or more of its total revenues and the country that has the primary market for the issuer's securities, as well as other criteria. Among the other criteria that may be evaluated for making this determination are the country in which the issuer maintains 50% or more of its assets, the type of security, financial guarantees and enhancements, the nature of the collateral and the sponsor organization. Country of issuer and/or credit risk exposure has been determined to be the United States of America, unless otherwise noted.

D. Distributions The Trust declares and pays monthly dividends from net investment income to common shareholders. Distributions from net realized capital gain, if any, are generally declared and paid annually and are distributed on a pro rata basis to common and preferred shareholders.

E. Federal Income Taxes The Trust intends to comply with the requirements of Subchapter M of the Internal Revenue Code of 1986, as amended (the Internal Revenue Code), necessary to qualify as a regulated investment company and to distribute substantially all of the Trust's taxable earnings to shareholders. As such, the Trust will not be subject to federal income taxes on otherwise taxable income (including net realized capital gain) that is distributed to shareholders. Therefore, no provision for federal income taxes is recorded in the financial statements.

The Trust recognizes the tax benefits of uncertain tax positions only when the position is more likely than not to be sustained. Management has analyzed the Trust's uncertain tax positions and concluded that no liability for unrecognized tax benefits should be recorded related to uncertain tax positions. Management is not aware of any tax positions for which it is reasonably possible that the total amounts of unrecognized tax benefits will change materially in the next 12 months.

In addition, the Trust intends to invest in such municipal securities to allow it to qualify to pay shareholders' exempt dividends, as defined in the Internal Revenue Code.

The Trust files tax returns in the U.S. Federal jurisdiction and certain other jurisdictions. Generally, the Trust is subject to examinations by such taxing authorities for up to three years after the filing of the return for the tax period.

- F. Interest, Facilities and Maintenance Fees** Interest, Facilities and Maintenance Fees include interest and related borrowing costs such as commitment fees, rating and bank agent fees and other expenses associated with lines of credit and Variable Rate Muni Term Preferred Shares (VMTP Shares), and interest and administrative expenses related to establishing and maintaining floating rate note obligations, if any.
- G. Accounting Estimates** The preparation of financial statements in conformity with accounting principles generally accepted in the United States of America (GAAP) requires management to make estimates and assumptions that affect the reported amounts of assets and liabilities at the date of the financial statements and the reported amounts of revenues and expenses during the reporting period including estimates and assumptions related to taxation. Actual results could differ from those estimates by a significant amount. In addition, the Trust monitors for material events or transactions that may occur or become known after the period-end date and before the date the financial statements are released to print.
- H. Indemnifications** Under the Trust s organizational documents, each Trustee, officer, employee or other agent of the Trust is indemnified against certain liabilities that may arise out of the performance of their duties to the Trust. Additionally, in the normal course of business, the Trust enters into contracts, including the Trust s servicing agreements, that contain a variety of indemnification clauses. The Trust s maximum exposure under these arrangements is unknown as this would involve future claims that may be made against the Trust that have not yet occurred. The risk of material loss as a result of such indemnification claims is considered remote.
- I. Cash and Cash Equivalents** For the purposes of the Statement of Cash Flows, the Trust defines Cash and Cash Equivalents as cash (including foreign currency), money market funds and other investments held in lieu of cash and excludes investments made with cash collateral received.
- J. Floating Rate Note Obligations** The Trust invests in inverse floating rate securities, such as Tender Option Bonds (TOBs), for investment purposes and to enhance the yield of the Trust. Such securities may be purchased in the secondary market without first owning an underlying bond but generally are created through the sale of fixed rate bonds by the Trust to special purpose trusts established by a broker dealer or by the Trust (TOB Trusts) in exchange for cash and residual interests in the TOB Trusts assets and cash flows, which are in the form of inverse floating rate securities. The TOB Trusts finance the purchases of the fixed rate bonds by issuing floating rate notes to third parties and allowing the Trust to retain residual interests in the bonds. The floating rate notes issued by the TOB Trusts have interest rates that reset weekly and the floating rate note holders have the option to tender their notes to the TOB Trusts for redemption at par at each reset date. The residual interests held by the Trust (inverse floating rate securities) include the right of the Trust (1) to cause the holders of the floating rate notes to tender their notes at par at the next interest rate reset date, and (2) to transfer the municipal bond from the TOB Trust to the Trust, thereby collapsing the TOB Trust. Inverse floating rate securities tend to underperform the market for fixed rate bonds in a rising interest rate environment, but tend to outperform the market for fixed rate bonds when interest rates decline or remain relatively stable.

The Trust generally invests in inverse floating rate securities that include embedded leverage, thus exposing the Trust to greater risks and increased costs. The primary risks associated with inverse floating rate securities are varying degrees of liquidity and decreases in the value of such securities in response to changes in interest rates to a greater extent than fixed rate securities having similar credit quality, redemption provisions and maturity, which may cause the Trust's net asset value to be more volatile than if it had not invested in inverse floating rate securities. In certain instances, the short-term floating rate notes created by the TOB Trust may not be able to be sold to third parties or, in the case of holders tendering (or putting) such notes for repayment of principal, may not be able to be remarketed to third parties. In such cases, the TOB Trust holding the fixed rate bonds may be collapsed with the entity that contributed the fixed rate bonds to the TOB Trust. In the case where a TOB Trust is collapsed with the Trust, the Trust will be required to repay the principal amount of the tendered securities, which may require the Trust to sell other portfolio holdings to raise cash to meet that obligation. The Trust could therefore be required to sell other portfolio holdings at a disadvantageous time or price to raise cash to meet this obligation, which risk will be heightened during times of market volatility, illiquidity or uncertainty. The embedded leverage in the TOB Trust could cause the Trust to lose more money than the value of the asset it has contributed to the TOB Trust and greater levels of leverage create the potential for greater losses. In addition, a Trust may enter into reimbursement agreements with the liquidity provider of certain TOB transactions in connection with certain residuals held by the Trust. These agreements commit a Trust to reimburse the liquidity provider to the extent that the liquidity provider must provide cash to a TOB Trust, including following the termination of a TOB Trust resulting from a mandatory tender event (liquidity shortfall). The reimbursement agreement will effectively make the Trust liable for the amount of the negative difference, if any, between the liquidation value of the underlying security and the purchase price of the floating rate notes issued by the TOB Trust.

The Trust accounts for the transfer of fixed rate bonds to the TOB Trusts as secured borrowings, with the securities transferred remaining in the Trust's investment assets, and the related floating rate notes reflected as Trust liabilities under the caption *Floating rate note obligations* on the Statement of Assets and Liabilities. The Trust records the interest income from the fixed rate bonds under the caption *Interest* and records the expenses related to floating rate obligations and any administrative expenses of the TOB Trusts as a component of *Interest, facilities and maintenance fees* on the Statement of Operations.

Final rules implementing section 619 of the Dodd-Frank Wall Street Reform and Consumer Protection Act (the Volcker Rule) prohibit banking entities from engaging in proprietary trading of certain instruments and limit such entities' investments in, and relationships with, covered funds , as defined in the rules. These rules preclude banking entities and their affiliates from sponsoring and/or providing services for existing TOB Trusts. A new TOB structure is being utilized by the Trust wherein the Trust, as holder of the residuals, will perform certain duties previously performed by banking entities as sponsors of TOB Trusts. These duties may be performed by a third-party service provider. The Trust's expanded role under the new TOB structure may increase its operational and regulatory risk. The new structure is substantially similar to the previous structure; however, pursuant to the Volcker Rule, the remarketing agent would not be able to repurchase tendered floaters for its own account upon a failed remarketing. In the event of a failed remarketing, a banking entity serving as liquidity provider may loan the necessary funds to the TOB Trust to purchase the tendered floaters. The TOB Trust, not the Trust, would be the borrower and the loan from the liquidity provider will be secured by the purchased floaters now held by the TOB Trust. However, as previously described, the Trust would bear the risk of loss with respect to any liquidity shortfall to the extent it entered into a reimbursement agreement with the liquidity provider.

There can be no assurances that the new TOB structure will continue to be a viable form of leverage. Further, there can be no assurances that alternative forms of leverage will be available to the Trust in order to maintain current levels of leverage. Any alternative forms of leverage may be less advantageous to the Trust, and may adversely affect the Trust's net asset value, distribution rate and ability to achieve its investment objective.

TOBs are presently classified as private placement securities. Private placement securities are subject to restrictions on resale because they have not been registered under the Securities Act of 1933, as amended (the 1933 Act), or are otherwise not readily marketable. As a result of the absence of a public trading market for these securities, they may be less liquid than publicly traded securities. Although atypical, these securities may be resold in privately negotiated transactions, the prices realized from these sales could be less than those originally paid by the Trust or less than what may be considered the fair value of such securities.

K. Other Risks The value of, payment of interest on, repayment of principal for and the ability to sell a municipal security may be affected by constitutional amendments, legislative enactments, executive orders, administrative regulations, voter initiatives and the economics of the regions in which the issuers are located.

Since many municipal securities are issued to finance similar projects, especially those relating to education, health care, transportation and utilities, conditions in those sectors can affect the overall municipal securities market and the Trust's investments in municipal securities.

There is some risk that a portion or all of the interest received from certain tax-free municipal securities could become taxable as a result of determinations by the Internal Revenue Service.

NOTE 2 Advisory Fees and Other Fees Paid to Affiliates

The Trust has entered into a master investment advisory agreement with Invesco Advisers, Inc. (the Adviser or Invesco). Under the terms of the investment advisory agreement, the Trust pays an advisory fee to the Adviser based on the annual rate of 0.55% of the Trust's average daily managed assets. Managed assets for this purpose means the Trust's net assets, plus assets attributable to outstanding preferred shares and the amount of any borrowings incurred for the purpose of leverage (whether or not such borrowed amounts are reflected in the Trust's financial statements for purposes of GAAP).

Under the terms of a master sub-advisory agreement between the Adviser and each of Invesco Asset Management Deutschland GmbH, Invesco Asset Management Limited, Invesco Asset Management (Japan) Limited, Invesco Hong Kong Limited, Invesco Senior Secured Management, Inc. and Invesco Canada Ltd. (collectively, the Affiliated Sub-Advisers) the Adviser, not the Trust, may pay 40% of the fees paid to the Adviser to any such Affiliated Sub-Adviser(s) that provide(s) discretionary investment management services to the Trust based on the percentage of assets allocated to such Affiliated Sub-Adviser(s).

Effective July 1, 2015, the Adviser has voluntarily agreed to waive advisory fees and/or reimburse expenses to the extent necessary to limit the Trust's expenses (excluding certain items discussed below) to 0.73%. Prior to July 1, 2015, the Adviser had voluntarily agreed to waive advisory fees and/or reimburse expenses to the extent necessary to limit the Trust's expenses (excluding certain items discussed below) to 0.52%. In determining the Adviser's obligation to waive advisory fees and/or reimburse expenses, the following expenses are not taken into account, and could

cause the Trust's expenses to exceed the limit reflected above: (1) interest, facilities and maintenance fees; (2) taxes; (3) dividend expense on short sales; (4) extraordinary or non-routine items, including litigation expenses; and (5) expenses that the Trust has incurred but did not actually pay because of an expense offset arrangement. This agreement may be discontinued at any time without notice to shareholders.

For the year ended February 29, 2016, the Adviser waived advisory fees of \$1,809,011.

The Trust has entered into a master administrative services agreement with Invesco pursuant to which the Trust has agreed to pay Invesco for certain administrative costs incurred in providing accounting services to the Trust. For the year ended February 29, 2016, expenses incurred under this agreement are shown in the Statement of Operations as *Administrative services fees*.

Certain officers and trustees of the Trust are officers and directors of Invesco.

NOTE 3 Additional Valuation Information

GAAP defines fair value as the price that would be received to sell an asset or paid to transfer a liability in an orderly transaction between market participants at the measurement date, under current market conditions. GAAP establishes a hierarchy that prioritizes the inputs to valuation methods, giving the highest priority to readily available unadjusted quoted prices in an active market for identical assets (Level 1) and the lowest priority to significant unobservable inputs (Level 3), generally when market prices are not readily available or are unreliable. Based on the valuation inputs, the securities or other investments are tiered into one of three levels. Changes in valuation methods may result in transfers in or out of an investment's assigned level:

Level 1 Prices are determined using quoted prices in an active market for identical assets.

Level 2 Prices are determined using other significant observable inputs. Observable inputs are inputs that other market participants may use in pricing a security. These may include quoted prices for similar securities, interest rates, prepayment speeds, credit risk, yield curves, loss severities, default rates, discount rates, volatilities and others.

Level 3 Prices are determined using significant unobservable inputs. In situations where quoted prices or observable inputs are unavailable (for example, when there is little or no market activity for an investment at the end of the period), unobservable inputs may be used. Unobservable inputs reflect the Trust's own assumptions about the factors market participants would use in determining fair value of the securities or instruments and would be based on the best available information.

As of February 29, 2016, all of the securities in this Trust were valued based on Level 2 inputs (see the Schedule of Investments for security categories). The level assigned to the securities valuations may not be an indication of the risk or liquidity associated with investing in those securities. Because of the inherent uncertainties of valuation, the values reflected in the financial statements may materially differ from the value received upon actual sale of those investments.

NOTE 4 Trustees and Officers Fees and Benefits

Trustees and Officers Fees and Benefits include amounts accrued by the Trust to pay remuneration to certain Trustees and Officers of the Trust. Trustees have the option to defer compensation payable by the Trust, and

Trustees and Officers Fees and Benefits includes amounts accrued by the Trust to fund such deferred compensation amounts.

NOTE 5 Cash Balances and Borrowings

Edgar Filing: Invesco California Value Municipal Income Trust - Form N-CSR

The Trust is permitted to temporarily carry a negative or overdrawn balance in its account with State Street Bank and Trust Company, the custodian bank. Such balances, if any at period-end, are shown in the Statement of Assets and Liabilities under the payable caption *Amount due custodian*. To compensate the custodian bank for such overdrafts, the overdrawn Trust may either (1) leave funds as a compensating balance in the account so the custodian bank can be compensated by earning the additional interest; or (2) compensate by paying the custodian bank at a rate agreed upon by the custodian bank and Invesco, not to exceed the contractually agreed upon rate.

Inverse floating rate obligations resulting from the transfer of bonds to TOB Trusts are accounted for as secured borrowings. The average floating rate notes outstanding and average annual interest and fee rate related to inverse floating rate note obligations during the year ended February 29, 2016 were \$178,825,385 and 0.47%, respectively.

NOTE 6 Distributions to Shareholders and Tax Components of Net Assets

Tax Character of Distributions to Shareholders Paid During the Fiscal Years Ended February 29, 2016 and February 28, 2015:

	2016	2015
Ordinary income tax-exempt	\$ 37,902,682	\$ 37,902,682
Ordinary income tax-exempt VMTP Shares	1,946,839	2,054,276
Total distributions	\$ 39,849,521	\$ 39,956,958

Tax Components of Net Assets at Period-End:

	2016
Undistributed ordinary income	\$ 232,859
Net unrealized appreciation investments	104,259,089
Temporary book/tax differences	(164,747)
Capital loss carryforward	(62,936,247)
Shares of beneficial interest	625,994,336
Total net assets	\$ 667,385,290

The difference between book-basis and tax-basis unrealized appreciation (depreciation) is due to differences in the timing of recognition of gains and losses on investments for tax and book purposes. The Trust's net unrealized appreciation difference is attributable primarily to TOBs and tax accretion and amortization differences.

The temporary book/tax differences are a result of timing differences between book and tax recognition of income and/or expenses. The Trust's temporary book/tax differences are the result of the trustee deferral of compensation and retirement plan benefits.

Capital loss carryforward is calculated and reported as of a specific date. Results of transactions and other activity after that date may affect the amount of capital loss carryforward actually available for the Trust to utilize. Capital losses generated in years beginning after December 22, 2010 can be carried forward for an unlimited period, whereas previous losses expire in eight tax years. Capital losses with an expiration period may not be used to offset capital gains until all net capital losses without an expiration date have been utilized. Capital loss carryforwards with no expiration date will retain their character as either short-term or long-term capital losses instead of as short-term capital losses as under prior law. The ability to utilize capital loss carryforward in the future may be limited under the Internal Revenue Code and related regulations based on the results of future transactions.

The Trust has a capital loss carryforward as of February 29, 2016, which expires as follows:

Capital Loss Carryforward*			
Expiration	Short-Term	Long-Term	Total
February 28, 2017	\$ 33,297,240	\$	\$ 33,297,240
February 28, 2018	6,860,536		6,860,536
February 28, 2019	3,798,339		3,798,339
Not subject to expiration	5,257,368	13,722,764	18,980,132
	\$ 49,213,483	\$ 13,722,764	\$ 62,936,247

*Capital loss carryforward as of the date listed above is reduced for limitations, if any, to the extent required by the Internal Revenue Code and may be further limited depending upon a variety of factors, including the realization of net unrealized gains or losses as of the date of any reorganization.

NOTE 7 Investment Securities

The aggregate amount of investment securities (other than short-term securities, U.S. Treasury obligations and money market funds, if any) purchased and sold by the Trust during the year ended February 29, 2016 was \$113,443,275 and \$108,339,108, respectively. Cost of investments on a tax basis includes the adjustments for financial reporting purposes as of the most recently completed federal income tax reporting period-end.

Unrealized Appreciation (Depreciation) of Investment Securities on a Tax Basis

Aggregate unrealized appreciation of investment securities	\$ 108,526,387
Aggregate unrealized (depreciation) of investment securities	(4,267,298)
Net unrealized appreciation of investment securities	\$ 104,259,089

Cost of investments for tax purposes is \$924,096,325.

NOTE 8 Reclassification of Permanent Differences

Primarily as a result of differing book/tax treatment of expired capital loss carryforward, on February 29, 2016, undistributed net investment income was decreased by \$221,527, undistributed net realized gain (loss) was increased by \$28,665,289 and shares of beneficial interest was decreased by \$28,443,762. This reclassification had no effect on the net assets of the Trust.

NOTE 9 Common Shares of Beneficial Interest

Transactions in common shares of beneficial interest were as follows:

	Year ended February 29, 2016	Year ended February 28, 2015
Beginning shares	47,856,921	47,856,921
Shares issued through dividend reinvestment		
Ending shares	47,856,921	47,856,921

The Trust may, when appropriate, purchase shares in the open market or in privately negotiated transactions at a price not above market value or net asset value, whichever is lower at the time of purchase.

NOTE 10 Variable Rate Muni Term Preferred Shares

On May 15, 2012, the Trust issued 1,160 Series 2015/6-VCV VMTP Shares, with a liquidation preference of \$100,000 per share, pursuant to an offering exempt from registration under the 1933 Act. Proceeds from the issuance of VMTP Shares on May 15, 2012 were used to redeem all of the Trust's outstanding Auction Rate Preferred Shares (ARPS). In addition, the Trust issued 723 Series 2015/6-VCV VMTP Shares in connection with reorganization of the Invesco California Quality Municipal Securities into the Trust with a liquidation preference of \$100,000 per share. VMTP Shares are a floating-rate form of preferred shares with a mandatory redemption date. On December 31, 2014, the Trust extended the term of the VMTP Shares and is required to redeem all outstanding VMTP Shares on December 31, 2017, unless earlier redeemed, repurchased or extended. VMTP

Shares are subject to optional and mandatory redemption in certain circumstances. The redemption price per share is equal to the sum of the liquidation value per share plus any accumulated but unpaid dividends and a redemption premium, if any. On or prior to the redemption date, the Trust will be required to segregate assets having a value equal to 110% of the redemption amount.

The Trust incurred costs in connection with the issuance of the VMTP Shares. These costs were recorded as a deferred charge and were amortized over the original 3 year life of the VMTP Shares. In addition, the Trust incurred costs in connection with the extension of the VMTP Shares that are recorded as a deferred charge and are being amortized over the extended term. Amortization of these costs is included in *Interest, facilities and maintenance fees* on the Statement of Operations, and the unamortized balance is included in *Deferred offering costs* on the Statement of Assets and Liabilities.

Dividends paid on the VMTP Shares (which are treated as interest expense for financial reporting purposes) are declared daily and paid monthly. The initial rate for dividends was equal to the sum of 1.10% per annum plus the Securities Industry and Financial Markets Association Municipal Swap Index (the SIFMA Index). Subsequent rates are determined based upon changes in the SIFMA Index and take into account a ratings spread of 1% to 4% which is based on the long term preferred share ratings assigned to the VMTP Shares by a ratings agency. The average aggregate liquidation preference outstanding and the average annualized dividend rate of the VMTP Shares during the year ended February 29, 2016 were \$188,300,000 and 1.03%, respectively.

The Trust utilizes the VMTP Shares as leverage in order to enhance the yield of its common shareholders. The primary risk associated with VMTP Shares is exposing the net asset value of the common shares and total return to increased volatility if the value of the Trust decreases while the value of the VMTP Shares remain unchanged. Fluctuations in the dividend rates on the VMTP Shares can also impact the Trust's yield or its distributions to common shareholders. The Trust is subject to certain restrictions relating to the VMTP Shares, such as maintaining certain asset coverage and leverage ratio requirements. Failure to comply with these restrictions could preclude the Trust from declaring any distributions to common shareholders or purchasing common shares and/or could trigger the mandatory redemption of VMTP Shares at liquidation preference.

The liquidation preference of VMTP Shares, which are considered debt of the Trust for financial reporting purposes, is recorded as a liability under the caption *Variable rate muni term preferred shares* on the Statement of Assets and Liabilities. Unpaid dividends on VMTP Shares are recognized as *Accrued interest expense* on the Statement of Assets and Liabilities. Dividends paid on VMTP Shares are recognized as a component of *Interest, facilities and maintenance fees* on the Statement of Operations.

NOTE 11 Dividends

The Trust declared the following dividends to common shareholders from net investment income subsequent to February 29, 2016:

Declaration Date	Amount per Share	Record Date	Payable Date
March 1, 2016	\$ 0.063	March 14, 2016	March 31, 2016
April 1, 2016	\$ 0.063	April 13, 2016	April 29, 2016

NOTE 12 Financial Highlights

The following schedule presents financial highlights for a share of the Trust outstanding throughout the periods indicated.

	Year ended February 29,	Years ended February 28,			Year ended February 29,
	2016	2015	2014	2013	2012
Net asset value per common share, beginning of period	\$ 13.83	\$ 12.88	\$ 13.84	\$ 13.23	\$ 10.96
Net investment income ^(a)	0.78	0.79	0.80	0.80	0.91
Net gains (losses) on securities (both realized and unrealized)	0.13	0.95	(0.97)	0.67	2.28
Distributions paid to preferred shareholders from net investment income	N/A	N/A	N/A	(0.00)	(0.01)
Total from investment operations	0.91	1.74	(0.17)	1.47	3.18
Less dividends paid to common shareholders from net investment income	(0.79)	(0.79)	(0.79)	(0.86)	(0.91)
Net asset value per common share, end of period	\$ 13.95	\$ 13.83	\$ 12.88	\$ 13.84	\$ 13.23
Market value per common share, end of period	\$ 13.49	\$ 13.20	\$ 11.80	\$ 13.88	\$ 14.01
Total return at net asset value ^(b)	7.20%	14.37%	(0.42)%	11.43%	30.26%
Total return at market value ^(c)	8.62%	19.16%	(9.04)%	5.53%	34.87%
Net assets applicable to common shares, end of period (000 s omitted)	\$ 667,385	\$ 662,086	\$ 616,372	\$ 662,397	\$ 293,012
Portfolio turnover rate ^(d)	11%	8%	18%	9%	20%
Ratios/supplemental data based on average net assets applicable to common shares:					
Ratio of expenses:					
With fee waivers and/or expense reimbursements	1.12% ^(e)	1.05%	1.07%	1.32%	1.35% ^(f)
With fee waivers and/or expense reimbursements excluding interest, facilities and maintenance fees	0.68% ^(e)	0.53%	0.53%	0.70%	1.05% ^(f)
Without fee waivers and/or expense reimbursements	1.40% ^(e)	1.48%	1.55%	1.65%	1.41% ^(f)
Ratio of net investment income before preferred share dividends	5.72% ^(e)	5.86%	6.31%	5.88%	7.60%
Preferred share dividends	N/A	N/A	N/A	0.02%	0.12%
Ratio of net investment income after preferred share dividends	5.72% ^(e)	5.86%	6.31%	5.86%	7.48%
Senior securities:					
	\$ 188,300	\$ 188,300	\$ 188,300	\$ 188,300	\$ 116,000

Total amount of preferred shares
outstanding (000 s omitted)

Asset coverage per preferred share ^{(g)(h)}	\$ 454,427	\$ 451,602	\$ 427,264	\$ 451,646	\$ 88,149
Liquidating preference per preferred share ^(g)	\$ 100,000	\$ 100,000	\$ 100,000	\$ 100,000	\$ 25,000

(a) Calculated using average shares outstanding.

(b) Includes adjustments in accordance with accounting principles generally accepted in the United States of America and as such, the net asset value for financial reporting purposes and the returns based upon those net asset values may differ from the net asset value and returns for shareholder transactions. Not annualized for periods less than one year, if applicable.

(c) Total return assumes an investment at the common share market price at the beginning of the period indicated, reinvestment of all distributions for the period in accordance with the Trust's dividend reinvestment plan, and sale of all shares at the closing common share market price at the end of the period indicated. Not annualized for periods less than one year, if applicable.

(d) Portfolio turnover is not annualized for periods less than one year, if applicable. For the year ended February 28, 2013, the portfolio turnover calculation excludes the value of securities purchased and sold of \$366,840,986 and \$13,626,947, respectively, in the effort to realign the Trust's portfolio holdings after the reorganization of the Invesco California Municipal Income Trust, Invesco California Municipal Securities and Invesco California Quality Municipal Securities into the Trust.

Portfolio turnover is calculated at the fund level and is not annualized for periods less than one year, if applicable.

(e) Ratios are based on average daily net assets applicable to common shares (000 s omitted) of \$653,939.

(f) Ratios do not reflect the effect of dividend payments to preferred shareholders.

(g) For the year ended February 29, 2012, amounts are based on ARPS outstanding.

(h) Calculated by subtracting the Trust's total liabilities (not including preferred shares) from the Trust's total assets and dividing this by preferred shares outstanding.

N/A=Not applicable

Report of Independent Registered Public Accounting Firm

To the Board of Trustees and Shareholders of Invesco California Value Municipal Income Trust:

In our opinion, the accompanying statement of assets and liabilities, including the schedule of investments, and the related statements of operations, of changes in net assets and of cash flows and the financial highlights present fairly, in all material respects, the financial position of Invesco California Value Municipal Income Trust (hereafter referred to as the Trust) at February 29, 2016, the results of its operations and its cash flows for the year then ended, the changes in its net assets for each of the two years in the period then ended and the financial highlights for each of the periods indicated, in conformity with accounting principles generally accepted in the United States of America. These financial statements and financial highlights (hereafter referred to as financial statements) are the responsibility of the Trust s management. Our responsibility is to express an opinion on these financial statements based on our audits. We conducted our audits of these financial statements in accordance with the standards of the Public Company Accounting Oversight Board (United States). Those standards require that we plan and perform the audit to obtain reasonable assurance about whether the financial statements are free of material misstatement. An audit includes examining, on a test basis, evidence supporting the amounts and disclosures in the financial statements, assessing the accounting principles used and significant estimates made by management, and evaluating the overall financial statement presentation. We believe that our audits, which included confirmation of securities at February 29, 2016 by correspondence with the custodian and brokers, and the application of alternative auditing procedures where confirmations of security purchases have not been received, provide a reasonable basis for our opinion.

PRICEWATERHOUSECOOPERS LLP

Houston, Texas

April 29, 2016

29 Invesco California Value Municipal Income Trust

Tax Information

Form 1099-DIV, Form 1042-S and other year end tax information provide shareholders with actual calendar year amounts that should be included in their tax returns. Shareholders should consult their tax advisors.

The following distribution information is being provided as required by the Internal Revenue Code or to meet a specific state's requirement.

The Trust designates the following amounts or, if subsequently determined to be different, the maximum amount allowable for its fiscal year ended February 29, 2016:

Federal and State Income Tax

Qualified Dividend Income*	0%
Corporate Dividends Received Deduction*	0%
U.S. Treasury Obligations*	0%
Tax-Exempt Interest Dividends*	100%

* The above percentages are based on ordinary income dividends paid to shareholders during the Trust's fiscal year.



Trustees and Officers

The address of each trustee and officer is 1555 Peachtree Street, N.E., Atlanta, Georgia 30309. Generally, each trustee serves for a three year term or until his or her successor has been duly elected and qualified, and each officer serves for a one year term or until his or her successor has been duly elected and qualified. Column two below includes length of time served with predecessor entities, if any.

Name, Year of Birth and Position(s) Held with the Trust Interested Persons	Trustee and/ or Officer Since	Principal Occupation(s) During Past 5 Years	Number of Funds in Fund Complex Overseen by Trustee	Other Directorship(s) Held by Trustee During Past 5 Years
Martin L. Flanagan ¹ Trustee 1960	2014	Executive Director, Chief Executive Officer and President, Invesco Ltd. (ultimate parent of Invesco and a global investment management firm); Advisor to the Board, Invesco Advisers, Inc. (formerly known as Invesco Institutional (N.A.), Inc.); Trustee, The Invesco Funds; Vice Chair, Investment Company Institute; and Member of Executive Board, SMU Cox School of Business	146	None
		Formerly: Chairman and Chief Executive Officer, Invesco Advisers, Inc. (registered investment adviser); Director, Chairman, Chief Executive Officer and President, IVZ Inc. (holding company), INVESCO Group Services, Inc. (service provider) and Invesco North American Holdings, Inc. (holding company); Director, Chief Executive Officer and President, Invesco Holding Company Limited (parent of Invesco and a global investment management firm); Director, Invesco Ltd.; Chairman, Investment Company Institute and President, Co-Chief Executive Officer, Co-President, Chief Operating		

<p>Philip A. Taylor² 1954 Trustee and Senior Vice President</p>	<p>2014</p>	<p>Officer and Chief Financial Officer, Franklin Resources, Inc. (global investment management organization) Head of the Americas and Senior Managing Director, Invesco Ltd.; Director, Co-Chairman, Co-President and Co-Chief Executive Officer, Invesco Advisers, Inc. (formerly known as Invesco Institutional (N.A.), Inc.) (registered investment adviser); Director, Chairman, Chief Executive Officer and President, Invesco Management Group, Inc. (formerly known as Invesco AIM Management Group, Inc.) (financial services holding company); Director and Chairman, Invesco Investment Services, Inc. (formerly known as Invesco AIM Investment Services, Inc.) (registered transfer agent) Chief Executive Officer, Invesco Corporate Class Inc. (corporate mutual fund company) Director, Chairman and Chief Executive Officer, Invesco Canada Ltd. (formerly known as Invesco Trimark Ltd./Invesco Trimark Ltée) (registered investment adviser and registered transfer agent); Trustee and Senior Vice President, The Invesco Funds; Director, Invesco Investment Advisers LLC (formerly known as Van Kampen Asset Management); Director, Chief Executive Officer and President, Van Kampen Exchange Corp.</p>	<p>146</p>	<p>None</p>
		<p>Formerly: President and Principal Executive Officer, The Invesco Funds (other than AIM Treasurer's Series Trust (Invesco Treasurer's Series Trust), Short-Term Investments Trust and Invesco Management Trust); Executive Vice President, The Invesco Funds (AIM Treasurer's Series Trust (Invesco Treasurer's Series Trust), Short-Term Investments Trust and Invesco Management Trust only); Director</p>		

and President, INVESCO Funds Group, Inc. (registered investment adviser and registered transfer agent); Director and Chairman, IVZ Distributors, Inc. (formerly known as INVESCO Distributors, Inc.) (registered broker dealer); Director, President and Chairman, Invesco Inc. (holding company), Invesco Canada Holdings Inc. (holding company), Trimark Investments Ltd./Placements Trimark Ltèe and Invesco Financial Services Ltd/Services Financiers Invesco Ltèe; Chief Executive Officer, Invesco Canada Fund Inc. (corporate mutual fund company); Director and Chairman, Van Kampen Investor Services Inc.; Director, Chief Executive Officer and President, 1371 Preferred Inc. (holding company) and Van Kampen Investments Inc.; Director and President, AIM GP Canada Inc. (general partner for limited partnerships) and Van Kampen Advisors, Inc.; Director and Chief Executive Officer, Invesco Trimark Dealer Inc. (registered broker dealer); Director, Invesco Distributors, Inc. (formerly known as Invesco AIM Distributors, Inc.) (registered broker dealer); Manager, Invesco PowerShares Capital Management LLC; Director, Chief Executive Officer and President, Invesco Advisers, Inc.; Director, Chairman, Chief Executive Officer and President, Invesco AIM Capital Management, Inc.; President, Invesco Trimark Dealer Inc. and Invesco Trimark Ltd./Invesco Trimark Ltèe; Director and President, AIM Trimark Corporate Class Inc. and AIM Trimark Canada Fund Inc.; Senior Managing Director, Invesco Holding Company Limited; Director and Chairman, Fund Management Company (former registered broker dealer); President and Principal Executive Officer, The Invesco Funds (AIM Treasurer s Series Trust

 (Invesco Treasurer's Series Trust),
and Short-Term Investments Trust
only); President, AIM Trimark
Global Fund Inc. and AIM Trimark
Canada Fund Inc. 

¹ Mr. Flanagan is considered an interested person (within the meaning of Section 2(a)(19) of the 1940 Act) of the Trust because he is an officer of the Adviser to the Trust, and an officer and a director of Invesco Ltd., ultimate parent of the Adviser.

² Mr. Taylor is considered an interested person (within the meaning of Section 2(a)(19) of the 1940 Act) of the Trust because he is an officer and a director of the Adviser.

T-1 **Invesco California Value Municipal Income Trust**

Trustees and Officers (continued)

Name, Year of Birth and Position(s) Held with the Trust Independent Trustees	Trustee and/ or Officer Since	Principal Occupation(s) During Past 5 Years	Number of Funds in Fund Complex Overseen by Trustee	Other Directorship(s) Held by Trustee During Past 5 Years
Bruce L. Crockett 1944 Trustee and Chair	2014	Chairman, Crockett Technologies Associates (technology consulting company) Formerly: Director, Captaris (unified messaging provider); Director, President and Chief Executive Officer, COMSAT Corporation; Chairman, Board of Governors of INTELSAT (international communications company); ACE Limited (insurance company); Independent Directors Council and Investment Company Institute	146	ALPS (Attorneys Liability Protection Society) (insurance company) and Globe Specialty Metals, Inc. (metallurgical company); Member of the Audit Committee, Ferroglobe PLC and Investment Company Institute; Member of the Executive Committee and Chair of the Governance Committee, Independent Directors Council
David C. Arch Trustee	1945/1993	Chairman of Blistex Inc., a consumer health care products manufacturer	146	Board member of the Illinois Manufacturers Association; Member of the Board of Visitors, Institute for the Humanities, University of Michigan
James T. Bunch 1942 Trustee	2014	Managing Member, Grumman Hill Group LLC (family office/private equity investments) Formerly: Chairman of the Board, Denver Film Society, Chairman of the Board of Trustees, Evans Scholarship Foundation; Chairman, Board of Governors, Western Golf Association	146	Trustee, Evans Scholarship Foundation
Albert R. Dowden 1941	2014	Director of a number of public and private business corporations, including Nature's Sunshine	146	Director of Nature's Sunshine Products, Inc.

Trustee

Products, Inc.

Formerly: Director, The Boss Group, Ltd. and Reich & Tang Funds (5 portfolios) (registered investment company); Director, Homeowners of America Holding Corporation/Homeowners of America Insurance Company (property casualty company); Director, Continental Energy Services, LLC (oil and gas pipeline service); Director, CompuDyne Corporation (provider of product and services to the public security market) and Director, Annuity and Life Re (Holdings), Ltd.

(reinsurance company); Director, President and Chief Executive Officer, Volvo Group North America, Inc.; Senior Vice President, AB Volvo; Director of various public and private corporations; Chairman, DHJ Media, Inc.; Director, Magellan Insurance Company; and Director, The Hertz Corporation, Genmar Corporation (boat manufacturer), National Media Corporation; Advisory Board of Rotary Power International (designer, manufacturer, and seller of rotary power engines); and Chairman, Cortland Trust, Inc. (registered investment company)

Jack M. Fields 19522014

Chief Executive Officer, Twenty First Century Group, Inc. (government affairs company); and Discovery Learning Alliance (non-profit)

146

None

Trustee

Formerly: Owner and Chief Executive Officer, Dos Angeles Ranch L.P. (cattle, hunting, corporate entertainment); Director, Insuperity, Inc. (formerly known as Administaff); Chief Executive

Edgar Filing: Invesco California Value Municipal Income Trust - Form N-CSR

Eli Jones	1961	2016	Officer, Texana Timber LP (sustainable forestry company); Director of Cross Timbers Quail Research Ranch (non-profit); and member of the U.S. House of Representatives	146	Director of Insperity, Inc. (formerly known as Administaff)
Trustee			Professor and Dean, Mays Business School Texas A&M University		
Prema Mathai-Davis	1950	2014	Formerly: Professor and Dean, Walton College of Business, University of Arkansas and E.J. Ourso College of Business, Louisiana State University and Director, Arvest Bank	146	None
Trustee			Retired.		
Larry Soll	1942	2014	Formerly: Chief Executive Officer, YWCA of the U.S.A.	146	None
Trustee			Retired.		
Raymond Stickel, Jr.	1944	2014	Formerly: Chairman, Chief Executive Officer and President, Synergen Corp. (a biotechnology company)	146	None
Trustee			Retired.		
Robert C. Troccoli	1949	2016	Formerly: Director, Mainstay VP Series Funds, Inc. (25 portfolios) and Partner, Deloitte & Touche	146	None
Trustee			Adjunct Professor and Executive-in-Residence, University of Denver Daniels College of Business		
			Formerly: Senior Partner, KPMG LLP		



Trustees and Officers (continued)

Name, Year of Birth and Position(s) Held with the Trust	Trustee and/ or Officer Since	Principal Occupation(s) During Past 5 Years	Number of Funds in Fund Complex Overseen by Trustee	Other Directorship(s) Held by Trustee During Past 5 Years
Independent Trustees (continued) Suzanne H. Woolsey 1941 Trustee	2003	Chief Executive Officer of Woolsey Partners LLC	146	Director, SunShare LLC; Trustee, Ocean Conservancy; Emeritus Chair of the Board of Trustees of the Institute for Defense Analyses and of Colorado College; Trustee, Chair, Business and Finance Committee of California Institute of Technology; Prior to 2014, Director of Fluor Corp.; Prior to 2010, Trustee of the German Marshall Fund of the United States; Prior to 2010, Trustee of the Rocky Mountain Institute
Other Officers Sheri Morris 1964 President, Principal Executive Officer and Treasurer	2010	President, Principal Executive Officer and Treasurer, The Invesco Funds; Vice President, Invesco Advisers, Inc. (formerly known as Invesco Institutional (N.A.), Inc.) (registered investment adviser); and Vice President, PowerShares Exchange-Traded Fund Trust, PowerShares Exchange-Traded Fund Trust II, PowerShares India Exchange-Traded Fund Trust, PowerShares Actively Managed Exchange-Traded Fund Trust, and PowerShares Actively Managed Exchange-Traded Commodity Fund Trust Formerly: Vice President and Principal Financial Officer, The	N/A	N/A

Russell C. Burk 1958 Senior Vice President and Senior Officer	2014	Invesco Funds; Vice President, Invesco AIM Advisers, Inc., Invesco AIM Capital Management, Inc. and Invesco AIM Private Asset Management, Inc.; Assistant Vice President and Assistant Treasurer, The Invesco Funds and Assistant Vice President, Invesco Advisers, Inc., Invesco AIM Capital Management, Inc. and Invesco AIM Private Asset Management, Inc.; and Treasurer, PowerShares Exchange-Traded Fund Trust, PowerShares Exchange-Traded Fund Trust II, PowerShares India Exchange-Traded Fund Trust and PowerShares Actively Managed Exchange-Traded Fund Trust Senior Vice President and Senior Officer, The Invesco Funds	N/A	N/A
John M. Zerr 1962 Senior Vice President, Chief Legal Officer and Secretary	2010	Director, Senior Vice President, Secretary and General Counsel, Invesco Management Group, Inc. (formerly known as Invesco AIM Management Group, Inc.) and Van Kampen Exchange Corp.; Senior Vice President, Invesco Advisers, Inc. (formerly known as Invesco Institutional (N.A.), Inc.) (registered investment adviser); Senior Vice President and Secretary, Invesco Distributors, Inc. (formerly known as Invesco AIM Distributors, Inc.); Director, Vice President and Secretary, Invesco Investment Services, Inc. (formerly known as Invesco AIM Investment Services, Inc.) Senior Vice President, Chief Legal Officer and Secretary, The Invesco Funds; Managing Director, Invesco PowerShares Capital Management LLC; Director, Secretary and General Counsel, Invesco Investment Advisers LLC (formerly known as Van Kampen Asset Management); Secretary and General Counsel, Invesco Capital Markets, Inc. (formerly known as	N/A	N/A

Van Kampen Funds Inc.) and Chief Legal Officer, PowerShares Exchange-Traded Fund Trust, PowerShares Exchange-Traded Fund Trust II, PowerShares India Exchange-Traded Fund Trust, PowerShares Actively Managed Exchange-Traded Fund Trust, and PowerShares Actively Managed Exchange-Traded Commodity Fund Trust

Formerly: Director, Vice President and Secretary, IVZ Distributors, Inc. (formerly known as INVESCO Distributors, Inc.); Director and Vice President, INVESCO Funds Group, Inc.; Director and Vice President, Van Kampen Advisors Inc.; Director, Vice President, Secretary and General Counsel, Van Kampen Investor Services Inc.; Director, Invesco Distributors, Inc. (formerly known as Invesco AIM Distributors, Inc.); Director, Senior Vice President, General Counsel and Secretary, Invesco AIM Advisers, Inc. and Van Kampen Investments Inc.; Director, Vice President and Secretary, Fund Management Company; Director, Senior Vice President, Secretary, General Counsel and Vice President, Invesco AIM Capital Management, Inc.; Chief Operating Officer and General Counsel, Liberty Ridge Capital, Inc. (an investment adviser); Vice President and Secretary, PBHG Funds (an investment company) and PBHG Insurance Series Fund (an investment company); Chief Operating Officer, General Counsel and Secretary, Old Mutual Investment Partners (a broker-dealer); General Counsel and Secretary, Old Mutual Fund Services (an administrator) and Old Mutual Shareholder Services (a shareholder servicing center); Executive Vice

	President, General Counsel and Secretary, Old Mutual Capital, Inc. (an investment adviser); and Vice President and Secretary, Old Mutual Advisors Funds (an investment company)	
---	---	--

T-3

Invesco California Value Municipal Income Trust

Trustees and Officers (continued)

Name, Year of Birth and Position(s) Held with the Trust Other Officers (continued)	Trustee and/ or Officer Since	Principal Occupation(s) During Past 5 Years	Number of Funds in Fund Complex Overseen by Trustee	Other Directorship(s) Held by Trustee During Past 5 Years
Karen Dunn Kelley 1960 Senior Vice President	2010	Senior Managing Director, Investments, Invesco Ltd.; Director, Co-President, Co-Chief Executive Officer, and Co-Chairman, Invesco Advisers, Inc. (formerly known as Invesco Institutional (N.A.), Inc.) (registered investment adviser); Chairman and Director, Invesco Senior Secured Management, Inc.; Senior Vice President, Invesco Management Group, Inc. (formerly known as Invesco AIM Management Group, Inc.); Executive Vice President, Invesco Distributors, Inc. (formerly known as Invesco AIM Distributors, Inc.); Director, Invesco Mortgage Capital Inc. and Invesco Management Company Limited; Senior Vice President, The Invesco Funds	N/A	N/A
		Formerly: Vice President, The Invesco Funds (other than AIM Treasurer s Series Trust (Invesco Treasurer s Series Trust), Short-Term Investments Trust and Invesco Management Trust); and President and Principal Executive Officer, The Invesco Funds (AIM Treasurer s Series Trust (Invesco Treasurer s Series Trust), Short-Term Investments Trust and Invesco Management Trust only); Director and President, INVESCO Asset Management (Bermuda)		

<p>Crissie M. Wisdom 1969</p> <p>Anti-Money Laundering Compliance Officer</p>	<p>2013</p>	<p>Ltd., Director, INVESCO Global Asset Management Limited and INVESCO Management S.A.; Senior Vice President, Van Kampen Investments Inc. and Invesco Advisers, Inc. (formerly known as Invesco Institutional (N.A.), Inc.) (registered investment adviser); Vice President, Invesco Advisers, Inc. (formerly known as Invesco Institutional (N.A.), Inc.); Director of Cash Management and Senior Vice President, Invesco Advisers, Inc. and Invesco AIM Capital Management, Inc.; Director and President, Fund Management Company; Chief Cash Management Officer, Director of Cash Management, Senior Vice President, and Managing Director, Invesco AIM Capital Management, Inc.; Director of Cash Management, Senior Vice President, and Vice President, Invesco Advisers, Inc. and The Invesco Funds (AIM Treasurer's Series Trust (Invesco Treasurer's Series Trust), and Short-Term Investments Trust only)</p> <p>Anti-Money Laundering Compliance Officer, Invesco Advisers, Inc. (formerly known as Invesco Institutional (N.A.), Inc.) (registered investment adviser), Invesco Capital Markets, Inc. (formerly known as Van Kampen Funds Inc.), Invesco Distributors, Inc., Invesco Investment Services, Inc., Invesco Management Group, Inc., Van Kampen Exchange Corp., The Invesco Funds, and PowerShares Exchange-Traded Fund Trust, PowerShares Exchange-Traded Fund Trust II, PowerShares India Exchange-Traded Fund Trust, PowerShares Actively Managed Exchange-Traded Fund Trust and PowerShares Actively Managed Exchange-Traded Commodity</p>	<p>N/A</p>	<p>N/A</p>
---	-------------	---	------------	------------

Edgar Filing: Invesco California Value Municipal Income Trust - Form N-CSR

<p>Robert R. Leveille 1969</p> <p>Chief Compliance Officer</p>	<p>2016</p>	<p>Fund Trust; Anti-Money Laundering Compliance Officer and Bank Secrecy Act Officer, INVESCO National Trust Company and Invesco Trust Company; and Fraud Prevention Manager and Controls and Risk Analysis Manager for Invesco Investment Services, Inc. Chief Compliance Officer, Invesco Advisers, Inc. (registered investment adviser); and Chief Compliance Officer, The Invesco Funds</p>	<p>N/A</p>	<p>N/A</p>
<p>Kelli Gallegos 1970</p> <p>Vice President, Principal Financial Officer and Assistant Treasurer</p>	<p>2008</p>	<p>Formerly: Chief Compliance Officer, Putnam Investments and the Putnam Funds Vice President, Principal Financial Officer and Assistant Treasurer, The Invesco Funds; Assistant Treasurer, Invesco PowerShares Capital Management LLC, PowerShares Exchange-Traded Fund Trust, PowerShares Exchange-Traded Fund Trust II, PowerShares India Exchange-Traded Fund Trust, PowerShares Actively Managed Exchange-Traded Fund Trust, and PowerShares Actively Managed Exchange-Traded Commodity Fund Trust</p>	<p>N/A</p>	<p>N/A</p>
<p>Tracy Sullivan 1962</p> <p>Vice President, Chief Tax Officer and Assistant Treasurer</p>	<p>2008</p>	<p>Formerly: Assistant Vice President, The Invesco Funds Vice President, Chief Tax Officer and Assistant Treasurer, The Invesco Funds; Assistant Treasurer, Invesco PowerShares Capital Management LLC, PowerShares Exchange-Traded Fund Trust, PowerShares Exchange-Traded Fund Trust II, PowerShares India Exchange-Traded Fund Trust, PowerShares Actively Managed</p>	<p>N/A</p>	<p>N/A</p>

	Exchange-Traded Fund Trust, and PowerShares Actively Managed Exchange-Traded Commodity Fund Trust	
	Formerly: Assistant Vice President, The Invesco Funds	

of the Fund Peachtree Street, N.E. Atlanta, GA 30309	Investment Adviser Invesco Advisers, Inc. 1555 Peachtree Street, N.E. Atlanta, GA 30309	Custodian State Street Bank and Trust Company 225 Franklin Street Boston, MA 02110-2801	Auditors PricewaterhouseCoopers LLP 1000 Louisiana Street, Suite 1000 Houston, TX 77002-5678
---	---	---	--

to the Fund Ronon Stevens & Young, LLP Market Street, Suite 2600 Philadelphia, PA 19103-7018	Transfer Agent Computershare Trust Company, N.A. 250 Royall Street Canton, MA 02021
--	---

T-4 Invesco California Value Municipal Income Trust

Correspondence information

Send general correspondence to Computershare Trust Company, N.A., P.O.Box 30170, College Station, TX 77842-3170.

Trust holdings and proxy voting information

The Trust provides a complete list of its holdings four times in each fiscal year, at the quarter ends. For the second and fourth quarters, the lists appear in the Trust's semiannual and annual reports to shareholders. For the first and third quarters, the Trust files the lists with the Securities and Exchange Commission (SEC) on Form N-Q. The most recent list of portfolio holdings is available at invesco.com/us. Shareholders can also look up the Trust's Forms N-Q on the SEC website at sec.gov. Copies of the Trust's Forms N-Q may be reviewed and copied at the SEC Public Reference Room in Washington, D.C. You can obtain information on the operation of the Public Reference Room, including information about duplicating fee charges, by calling 202 551 8090 or 800 732 0330, or by electronic request at the following email address: publicinfo@sec.gov. The SEC file number for the Trust is shown below.

A description of the policies and procedures that the Trust uses to determine how to vote proxies relating to portfolio securities is available without charge, upon request, from our Client Services department at 800 341 2929 or at invesco.com/proxyguidelines. The information is also available on the SEC website, sec.gov.

Information regarding how the Trust voted proxies related to its portfolio securities during the most recent 12-month period ended June 30 is available at invesco.com/proxysearch. In addition, this information is available on the SEC website at sec.gov.

SEC file number: 811-07404 VK-CE-CAVMI-AR-1

ITEM 2. CODE OF ETHICS.

There were no amendments to the Code of Ethics (the Code) that applies to the Registrant's Principal Executive Officer (PEO) and Principal Financial Officer (PFO) during the period covered by the report. The Registrant did not grant any waivers, including implicit waivers, from any provisions of the Code to the PEO or PFO during the period covered by this report.

ITEM 3. AUDIT COMMITTEE FINANCIAL EXPERT.

The Board of Trustees has determined that the Registrant has at least one audit committee financial expert serving on its Audit Committee. The Audit Committee financial experts are David C. Arch, James T. Bunch, Bruce L. Crockett, Larry Soll, Raymond Stickel, Jr., Robert C. Troccoli and Suzanne H. Woolsey. David C. Arch, James T. Bunch, Bruce L. Crockett, Larry Soll, Raymond Stickel, Jr., Robert Troccoli and Suzanne H. Woolsey are independent within the meaning of that term as used in Form N-CSR.

ITEM 4. PRINCIPAL ACCOUNTANT FEES AND SERVICES.

PricewaterhouseCoopers LLP (PwC), the Independent Accountant to the Registrant (Fund), has advised the Audit Committee of the Board of Trustees of the Fund (Audit Committee) that, as of the date of the filing of this Annual Report on Form N-CSR, it is in discussions with the Staff of the Securities and Exchange Commission, or the SEC, regarding a difference in the interpretation and application of Rule 2-01(c)(1)(ii)(A) of Regulation S-X, or the Loan Rule.

The Loan Rule prohibits accounting firms, such as PwC, from having certain financial relationships with their audit clients and affiliated entities. Specifically, the Loan Rule provides, in relevant part, that an accounting firm is not independent if it receives a loan from an audit client or it receives a loan from a lender that is a record or beneficial owner of more than ten percent of the audit client's equity securities. Pursuant to the SEC's interpretation of the Loan Rule, some of PwC's relationships with lenders who also own shares of one or more funds within the Invesco investment company complex may run afoul of the Loan Rule, calling into question PwC's independence with respect to the Fund. However, PwC's interpretation of the Loan Rule, in light of the facts of these lending relationships, leads it to conclude that there is no violation of the Loan Rule.

The Audit Committee has considered the lending relationships described by PwC and has concluded that (1) the lending relationships did not impact PwC's application of objective judgment with respect to conducting its audits and issuing reports on the Fund's financial statements; and (2) a reasonable investor with knowledge of all relevant facts and circumstances would reach the same conclusion. In making this determination, the Audit Committee considered, among other things, PwC's description of the relevant lending relationships, PwC's interpretation of the Rule 2-01(c)(1)(ii)(A) and PwC's representation that its independence was not impaired in conducting its audit of the Fund's financial statements.

PwC advised the Audit Committee that it believes it is independent and it continues to have discussions with the SEC's Staff to resolve this interpretive matter. PwC further advised the Audit Committee that this matter did not compromise or impair its objectivity in connection with its audits of the Fund's financial statements. These discussions with

the Staff remain ongoing and, while PwC represented to the Audit Committee that it feels confident that PwC's interpretation of the Loan Rule is correct, neither PwC nor the Audit Committee can be certain of the final outcome.

If the SEC were ultimately to determine that PwC was not independent with respect to the Fund for certain periods, the Fund's filings with the SEC which contain the Fund's financial statements for such periods would be non-compliant with the applicable securities laws. If the SEC determines that PwC was not independent, among other things, the Fund may be required to have independent audits conducted on the Fund's previously audited financial statements by another independent registered public accounting firm for the affected periods. The time involved to conduct such independent audits may impair the Fund's ability to issue shares. Any of the foregoing potentially could have a material adverse effect on the Fund.

(a) to (d)

Fees Billed by Principal Accountant Related to the Registrant

PWC billed the Registrant aggregate fees for services rendered to the Registrant for the last two fiscal years as follows:

		(e)(2)		(e)(2)
	Fees Billed for Services Rendered to the Registrant for fiscal year end <u>2/29/2016</u>	Percentage of Fees Billed Applicable to Non-Audit Services Provided for fiscal year end <u>2/29/2016</u> Pursuant to Waiver of Pre-Approval Requirement ⁽¹⁾	Fees Billed for Services Rendered to the Registrant for fiscal year end <u>2/28/2015</u>	Percentage of Fees Billed Applicable to Non-Audit Services Provided for fiscal year end <u>2/28/2015</u> Pursuant to Waiver of Pre-Approval Requirement ⁽¹⁾
Audit Fees	\$ 43,100	N/A	\$ 40,900	N/A
Audit-Related Fees	\$ 0	0%	\$ 0	0%
Tax Fees ⁽²⁾	\$ 6,500	0%	\$ 7,043	0%
All Other Fees	\$ 0	0%	\$ 0	0%
Total Fees	\$ 49,600	0%	\$ 47,943	0%

(g) PWC billed the Registrant aggregate non-audit fees of \$6,500 for the fiscal year ended 2016, and \$7,043 for the fiscal year ended 2015, for non-audit services rendered to the Registrant.

(1) With respect to the provision of non-audit services, the pre-approval requirement is waived pursuant to a de minimis exception if (i) such services were not recognized as non-audit services by the Registrant at the time of engagement, (ii) the aggregate amount of all such services provided is no more than 5% of the aggregate audit

and non-audit fee 574,00s paid by the Registrant to PWC during a fiscal year; and (iii) such services are promptly brought to the attention of the Registrant's Audit Committee and approved by the Registrant's Audit Committee prior to the completion of the audit.

- (2) Tax fees for the fiscal year end February 29, 2016 includes fees billed for reviewing and/or preparing tax compliance services. Tax fees for the fiscal year end February 28, 2015 includes fees billed for reviewing and/or preparing tax compliance services.

Fees Billed by PWC Related to Invesco and Invesco Affiliates

PWC billed Invesco Advisers, Inc. (Invesco), the Registrant s adviser, and any entity controlling, controlled by or under common control with Invesco that provides ongoing services to the Registrant (Invesco Affiliates) aggregate fees for pre-approved non-audit services rendered to Invesco and Invesco Affiliates for the last two fiscal years as follows:

	Fees Billed for Non- Audit Services Rendered to Invesco and Invesco Affiliates for fiscal year end 2/29/2016 That Were Required to be Pre-Approved by the Registrant s <u>Audit Committee</u>	(e)(2) Percentage of Fees Billed Applicable to Non-Audit Services Provided for fiscal year end 2/29/2016 Pursuant to Waiver of Pre-Approval Requirement ⁽¹⁾	Fees Billed for Non- Audit Services Rendered to Invesco and Invesco Affiliates for fiscal year end 2/28/2015 That Were Required to be Pre-Approved by the Registrant s <u>Audit Committee</u>	(e)(2) Percentage of Fees Billed Applicable to Non-Audit Services Provided for fiscal year end 2/28/2015 Pursuant to Waiver of Pre-Approval Requirement ⁽¹⁾
Audit-Related Fees	\$ 634,963	0%	\$ 574,000	0%
Tax Fees	\$ 0	0%	\$ 0	0%
All Other Fees	\$ 3,750,000	0%	\$ 0	0%
Total Fees ⁽²⁾	\$ 4,384,963	0%	\$ 574,000	0%

(1) With respect to the provision of non-audit services, the pre-approval requirement is waived pursuant to a de minimis exception if (i) such services were not recognized as non-audit services by the Registrant at the time of engagement, (ii) the aggregate amount of all such services provided is no more than 5% of the aggregate audit and non-audit fees paid by the Registrant, Invesco and Invesco Affiliates to PWC during a fiscal year; and (iii) such services are promptly brought to the attention of the Registrant s Audit Committee and approved by the Registrant s Audit Committee prior to the completion of the audit.

(2) Audit-Related fees for the year end 2016 include fees billed related to reviewing controls at a service organization. Audit-Related fees for the year end 2015 include fees billed related to reviewing controls at a service organization.

All Other fees for the year end 2016 include fees billed related to reviewing the operating effectiveness of strategic projects.

(g) Including the fees for services not required to be pre-approved by the registrant's audit committee, PWC billed Invesco and Invesco Affiliates aggregate non-audit fees of \$9,159,785 for the fiscal year ended February 29, 2016, and \$4,009,694 for the fiscal year ended February 28, 2015, for non-audit services rendered to Invesco and Invesco Affiliates.

PWC provided audit services to the Invesco Company complex of approximately \$16 million.

(h) The Audit Committee also has considered whether the provision of non-audit services that were rendered to Invesco and Invesco Affiliates that were not required to be pre-approved pursuant to SEC regulations, if any, is compatible with maintaining PWC's independence. To the extent that such services were provided, the Audit Committee determined that the provision of such services is compatible with PWC maintaining independence with respect to the Registrant.

(f) Not applicable.

(e)(1)

PRE-APPROVAL OF AUDIT AND NON-AUDIT SERVICES

POLICIES AND PROCEDURES

As adopted by the Audit Committees of

the Invesco Funds (the Funds)

Last Amended May 4, 2010

Statement of Principles

Under the Sarbanes-Oxley Act of 2002 and rules adopted by the Securities and Exchange Commission (SEC) (Rules), the Audit Committees of the Funds (the Audit Committees) Board of Trustees (the Board) are responsible for the appointment, compensation and oversight of the work of independent accountants (an Auditor). As part of this responsibility and to assure that the Auditor 's independence is not impaired, the Audit Committees pre-approve the audit and non-audit services provided to the Funds by each Auditor, as well as all non-audit services provided by the Auditor to the Funds ' investment adviser and to affiliates of the adviser that provide ongoing services to the Funds (Service Affiliates) if the services directly impact the Funds ' operations or financial reporting. The SEC Rules also specify the types of services that an Auditor may not provide to its audit client. The following policies and procedures comply with the requirements for pre-approval and provide a mechanism by which management of the Funds may request and secure pre-approval of audit and non-audit services in an orderly manner with minimal disruption to normal business operations.

Proposed services either may be pre-approved without consideration of specific case-by-case services by the Audit Committees (general pre-approval) or require the specific pre-approval of the Audit Committees (specific pre-approval). As set forth in these policies and procedures, unless a type of service has received general pre-approval, it will require specific pre-approval by the Audit Committees. Additionally, any fees exceeding 110% of estimated pre-approved fee levels provided at the time the service was pre-approved will also require specific approval by the Audit Committees before payment is made. The Audit Committees will also consider the impact of additional fees on the Auditor 's independence when determining whether to approve any additional fees for previously pre-approved services.

The Audit Committees will annually review and generally pre-approve the services that may be provided by each Auditor without obtaining specific pre-approval from the Audit Committee generally on an annual basis. The term of any general pre-approval runs from the date of such pre-approval through September 30th of the following year, unless the Audit Committees consider a different period and state otherwise. The Audit Committees will add to or subtract from the list of general pre-approved services from time to time, based on subsequent determinations.

The purpose of these policies and procedures is to set forth the guidelines to assist the Audit Committees in fulfilling their responsibilities.

Delegation

The Audit Committees may from time to time delegate pre-approval authority to one or more of its members who are Independent Trustees. All decisions to pre-approve a service by a delegated member shall be reported to the Audit Committees at the next quarterly meeting.

Audit Services

The annual audit services engagement terms will be subject to specific pre-approval of the Audit Committees. Audit services include the annual financial statement audit and other procedures such as tax provision work that is required to be performed by the independent auditor to be able to form an opinion on the Funds' financial statements. The Audit Committees will obtain, review and consider sufficient information concerning the proposed Auditor to make a reasonable evaluation of the Auditor's qualifications and independence.

In addition to the annual Audit services engagement, the Audit Committees may grant either general or specific pre-approval of other audit services, which are those services that only the independent auditor

reasonably can provide. Other Audit services may include services such as issuing consents for the inclusion of audited financial statements with SEC registration statements, periodic reports and other documents filed with the SEC or other documents issued in connection with securities offerings.

Non-Audit Services

The Audit Committees may provide either general or specific pre-approval of any non-audit services to the Funds and its Service Affiliates if the Audit Committees believe that the provision of the service will not impair the independence of the Auditor, is consistent with the SEC's Rules on auditor independence, and otherwise conforms to the Audit Committees' general principles and policies as set forth herein.

Audit-Related Services

Audit-related services are assurance and related services that are reasonably related to the performance of the audit or review of the Fund's financial statements or that are traditionally performed by the independent auditor. Audit-related services include, among others, accounting consultations related to accounting, financial reporting or disclosure matters not classified as Audit services; assistance with understanding and implementing new accounting and financial reporting guidance from rulemaking authorities; and agreed-upon procedures related to mergers, compliance with ratings agency requirements and interfund lending activities.

Tax Services

Tax services include, but are not limited to, the review and signing of the Funds' federal tax returns, the review of required distributions by the Funds and consultations regarding tax matters such as the tax treatment of new investments or the impact of new regulations. The Audit Committees will scrutinize carefully the retention of the Auditor in connection with a transaction initially recommended by the Auditor, the major business purpose of which may be tax avoidance or the tax treatment of which may not be supported in the Internal Revenue Code and related regulations. The Audit Committees will consult with the Funds' Treasurer (or his or her designee) and may consult with outside counsel or advisors as necessary to ensure the consistency of Tax services rendered by the Auditor with the foregoing policy.

No Auditor shall represent any Fund or any Service Affiliate before a tax court, district court or federal court of claims.

Under rules adopted by the Public Company Accounting Oversight Board and approved by the SEC, in connection with seeking Audit Committees' pre-approval of permissible Tax services, the Auditor shall:

1. Describe in writing to the Audit Committees, which writing may be in the form of the proposed engagement letter:
 - a. The scope of the service, the fee structure for the engagement, and any side letter or amendment to the engagement letter, or any other agreement between the Auditor and the Fund, relating to the service; and
 - b. Any compensation arrangement or other agreement, such as a referral agreement, a referral fee or fee-sharing arrangement, between the Auditor and any person (other than the Fund) with respect

to the promoting, marketing, or recommending of a transaction covered by the service;

2. Discuss with the Audit Committees the potential effects of the services on the independence of the Auditor;
and
3. Document the substance of its discussion with the Audit Committees.

All Other Auditor Services

The Audit Committees may pre-approve non-audit services classified as All other services that are not categorically prohibited by the SEC, as listed in Exhibit 1 to this policy.

Pre-Approval Fee Levels or Established Amounts

Pre-approval of estimated fees or established amounts for services to be provided by the Auditor under general or specific pre-approval policies will be set periodically by the Audit Committees. Any proposed fees exceeding 110% of the maximum estimated pre-approved fees or established amounts for pre-approved audit and non-audit services will be reported to the Audit Committees at the quarterly Audit Committees meeting and will require specific approval by the Audit Committees before payment is made. The Audit Committees will always factor in the overall relationship of fees for audit and non-audit services in determining whether to pre-approve any such services and in determining whether to approve any additional fees exceeding 110% of the maximum pre-approved fees or established amounts for previously pre-approved services.

Procedures

Generally on an annual basis, Invesco Advisers, Inc. (Invesco) will submit to the Audit Committees for general pre-approval, a list of non-audit services that the Funds or Service Affiliates of the Funds may request from the Auditor. The list will describe the non-audit services in reasonable detail and will include an estimated range of fees and such other information as the Audit Committee may request.

Each request for services to be provided by the Auditor under the general pre-approval of the Audit Committees will be submitted to the Funds' Treasurer (or his or her designee) and must include a detailed description of the services to be rendered. The Treasurer or his or her designee will ensure that such services are included within the list of services that have received the general pre-approval of the Audit Committees. The Audit Committees will be informed at the next quarterly scheduled Audit Committees meeting of any such services for which the Auditor rendered an invoice and whether such services and fees had been pre-approved and if so, by what means.

Each request to provide services that require specific approval by the Audit Committees shall be submitted to the Audit Committees jointly by the Funds' Treasurer or his or her designee and the Auditor, and must include a joint statement that, in their view, such request is consistent with the policies and procedures and the SEC Rules.

Each request to provide tax services under either the general or specific pre-approval of the Audit Committees will describe in writing: (i) the scope of the service, the fee structure for the engagement, and any side letter or amendment to the engagement letter, or any other agreement between the Auditor and the audit client, relating to the service; and (ii) any compensation arrangement or other agreement between the Auditor and any person (other than the audit client) with respect to the promoting, marketing, or recommending of a transaction covered by the service. The Auditor will discuss with the Audit Committees the potential effects of the services on the Auditor's independence and will document the substance of the discussion.

Non-audit services pursuant to the *de minimis* exception provided by the SEC Rules will be promptly brought to the attention of the Audit Committees for approval, including documentation that each of the conditions for this exception, as set forth in the SEC Rules, has been satisfied.

On at least an annual basis, the Auditor will prepare a summary of all the services provided to any entity in the investment company complex as defined in section 2-01(f)(14) of Regulation S-X in sufficient detail as to the nature of the engagement and the fees associated with those services.

The Audit Committees have designated the Funds' Treasurer to monitor the performance of all services provided by the Auditor and to ensure such services are in compliance with these policies and procedures. The Funds' Treasurer will report to the Audit Committees on a periodic basis as to the results of such monitoring. Both the Funds' Treasurer and management of Invesco will immediately report to the chairman of the Audit Committees any breach of these policies and procedures that comes to the attention of the Funds' Treasurer or senior management of Invesco.

Exhibit 1 to Pre-Approval of Audit and Non-Audit Services Policies and Procedures

Conditionally Prohibited Non-Audit Services (not prohibited if the Fund can reasonably conclude that the results of the service would not be subject to audit procedures in connection with the audit of the Fund's financial statements)

Bookkeeping or other services related to the accounting records or financial statements of the audit client

Financial information systems design and implementation

Appraisal or valuation services, fairness opinions, or contribution-in-kind reports

Actuarial services

Internal audit outsourcing services

Categorically Prohibited Non-Audit Services

Management functions

Human resources

Broker-dealer, investment adviser, or investment banking services

Legal services

Expert services unrelated to the audit

Any service or product provided for a contingent fee or a commission

Services related to marketing, planning, or opining in favor of the tax treatment of confidential transactions or aggressive tax position transactions, a significant purpose of which is tax avoidance

Tax services for persons in financial reporting oversight roles at the Fund

Any other service that the Public Company Oversight Board determines by regulation is impermissible.

ITEM 5. AUDIT COMMITTEE OF LISTED REGISTRANTS.

- (a) The registrant has a separately-designed standing audit committee established in accordance with Section 3(a)(58)(A) of the Securities Exchange Act of 1934, as amended. Members of the audit committee are: David C. Arch, James T. Bunch, Bruce L. Crockett, Larry Soll, Raymond Stickel, Jr., Robert C. Troccoli and Suzanne H. Woolsey.
- (b) Not applicable.

ITEM 6. SCHEDULE OF INVESTMENTS.

Investments in securities of unaffiliated issuers is included as part of the reports to stockholders filed under Item 1 of this Form.

ITEM 7. DISCLOSURE OF PROXY VOTING POLICIES AND PROCEDURES FOR CLOSED-END MANAGEMENT INVESTMENT COMPANIES.

Proxy Policies and Procedures

for

Invesco Advisers, Inc.

I.1. PROXY POLICIES AND PROCEDURES INVESCO ADVISERS

Applicable to	All Advisory Clients, including the Invesco Funds
Risk Addressed by Policy	Breach of fiduciary duty to client under Investment Advisers Act of 1940 by placing Invesco personal interests ahead of client's best interests in voting proxies
Relevant Law and Other Sources	Investment Advisers Act of 1940
Last	October 6, 2015

↳ Reviewed " Revised

by Compliance for Accuracy	
Policy/Procedure Owner	US Compliance, Invesco US Proxy Advisory Committee, and Legal
Policy Approver	Invesco Advisers, Inc., Invesco Funds Board
Approved/Adopted Date	October 20-21, 2015

The following policies and procedures apply to all institutional and retail funds and accounts that have explicitly authorized Invesco Advisers, Inc. to vote proxies associated with securities held on their behalf (collectively, "Clients").

A. GUIDING PRINCIPLES

Public companies hold meetings for shareholders, during which important issues, such as appointments to the company's board of directors, executive compensation, and the selection of auditors, are addressed and, where applicable, voted on by shareholders. Proxy voting gives shareholders the opportunity to vote on issues that impact a company's operations and policies without attending the meetings.

Invesco views proxy voting as an integral part of its investment management responsibilities and believes that the right to vote proxies should be managed with the same high standards of care and fiduciary duty to its Clients as all other elements of the investment process. Invesco's proxy voting philosophy, governance structure and process are designed to ensure that proxy votes are cast in accordance with Clients' best interests, which Invesco interprets to mean Clients' best economic interests, and Invesco's established proxy voting policies and procedures.

The primary aim of Invesco's proxy policies is to encourage a culture of performance among the companies in which Invesco invests on behalf of Clients, rather than one of mere conformance with a prescriptive set of rules and constraints. Rigid adherence to a checklist approach to corporate governance issues is, in itself, unlikely to maximize shareholder value.

The proxy voting process at Invesco, which is driven by investment professionals, focuses on the following

maximizing long-term value for Clients and protecting Clients' rights and promoting governance structures and practices that reinforce the accountability of corporate management and boards of directors to shareholders;

reflecting Invesco's belief that environmental, social and corporate governance proposals can influence long-term shareholder value and should be voted in a manner where such long-term shareholder value is maximized; and

addressing potential conflicts of interest that may arise from time to time in the proxy voting process.

B. OPERATING PROCEDURES AND RESPONSIBLE PARTIES

Proxy Administration – In General

Guided by its philosophy that proxy voting is an asset that is to be managed by each investment team, consistent with that team's view as to the best economic interest of Clients, Invesco has created the Invesco US Proxy Advisory Committee (IUPAC). The IUPAC is an investments-driven committee comprised of representatives from each investment management team and Invesco's Head of Proxy Administration. IUPAC provides a forum for investment teams to monitor, understand and discuss key proxy issues and voting trends within the Invesco complex. Absent a conflict of interest, the IUPAC representative for each investment team, in consultation with his or her team, is responsible for voting proxies for the securities the team manages. In addition to IUPAC, the Invesco mutual fund board of trustees provides oversight of the proxy process through quarterly reporting and an annual in-person presentation by the Head of Proxy Administration. IUPAC and Invesco's proxy administration team, compliance and legal teams regularly communicate and review Invesco's proxy policies and procedures to ensure that they remain consistent with Clients' best interests, regulatory requirements, governance trends and industry best practices.

Use of Third Party Proxy Advisory Services

Representatives of the IUPAC have direct access to third party proxy advisory analyses and recommendations (currently provided by Glass Lewis (GL) and Institutional Shareholder Services, Inc. (ISS)), among other research tools, and use the information gleaned from those sources to make independent voting decisions.

Invesco's proxy administration team performs extensive initial and ongoing due diligence on the proxy advisory firms that it engages. When deemed appropriate, representatives from the firms are asked to deliver updates directly to the mutual fund board of trustees. IUPAC conducts semi-annual, in-person policy roundtables with key heads of research from ISS and GL to ensure transparency, dialogue and engagement with the firms. These meetings provide Invesco with an opportunity to assess the firms' capabilities, conflicts of interest and service levels, as well as provide investment professionals with direct insight into the advisory firms' stances on key governance and proxy topics and their policy framework/methodologies. Invesco's proxy administration team also reviews the annual SSAE 16 reports for, and the periodic proxy guideline updates published by, each proxy advisory firm to ensure that their guidelines remain consistent with Invesco's policies and procedures. Furthermore, each proxy advisory firm completes an annual due diligence

questionnaire submitted by Invesco, and Invesco conducts on-site due diligence at each firm, in part to discuss their responses to the questionnaire.

If Invesco becomes aware of any material inaccuracies in the information provided by ISS or GL, Invesco's proxy administration team will investigate the matter to determine the cause, evaluate the adequacy of the proxy advisory firm's control structure and assess the efficacy of the measures instituted to prevent further errors.

ISS and GL provide updates to previously issued proxy reports when necessary to incorporate newly available information or to correct factual errors. ISS also has a Feedback Review Board, which provides a mechanism for stakeholders to communicate with ISS about issues related to proxy voting and policy formulation, research, and the accuracy of data contained in ISS reports.

Proxy Voting Platform and Administration

Invesco maintains a proprietary global proxy administration platform, supported by the Head of Proxy Administration and a dedicated team of internal proxy specialists. The platform streamlines the proxy voting and ballot reconciliation processes, as well as related functions such as share blocking and issuer/shareholder engagement. Invesco believes that managing these processes internally, as opposed to relying on third parties, gives Invesco greater quality control, oversight and independence in the proxy administration process.

The platform also includes advanced global reporting and record-keeping capabilities regarding proxy matters (including reporting by business unit, issuer or issue) that enable Invesco to satisfy client, regulatory and management requirements. Historical proxy voting information, including commentary by investment professionals regarding the votes they cast, is stored in order to build institutional knowledge over time across the Invesco complex with respect to individual companies and proxy issues. Investment professionals also use the platform to access third-party proxy research.

C. Proxy Voting Guidelines (the Guidelines)

The following guidelines describe Invesco's general positions with regard to various common proxy issues. The guidelines are not intended to be exhaustive or prescriptive. As noted above, Invesco's proxy process is investor-driven, and each investment team retains ultimate discretion to vote proxies in the manner they deem to be the most appropriate, consistent with the proxy voting principles and philosophy discussed above. Individual proxy votes therefore will differ from these guidelines from time to time.

I. Corporate Governance

Management teams of companies are accountable to the boards of directors and directors of publicly held companies are accountable to shareholders. Invesco endeavors to vote the proxies of companies in a manner that will reinforce the notion of a board's accountability. Consequently, Invesco generally votes against any actions that would impair the rights of shareholders or would reduce shareholders' influence over the board.

The following are specific voting issues that illustrate how Invesco applies this principle of accountability.

Elections of directors In uncontested director elections for companies that do not have a controlling shareholder, Invesco generally votes in favor of slates if they are comprised of at least a majority of independent directors and if the boards' key committees are fully independent. Key committees include the audit, compensation and governance or nominating Committees. Invesco's standard of independence excludes directors who, in addition to the directorship, have any material business or family relationships with the companies they serve. Contested director elections are evaluated on a case-by-case basis.

Director performance Invesco generally withholds votes from directors who exhibit a lack of accountability to shareholders, either through their level of attendance at meetings or by adopting or approving egregious corporate-governance or other policies. In cases of material financial restatements, accounting fraud, habitually late filings, adopting shareholder rights plan ("poison pills") without shareholder approval, or other areas of poor performance, Invesco may withhold votes from some or all of a company's directors. In situations where directors' performance is a concern, Invesco may also support shareholder proposals to take corrective actions, such as so-called "clawback" provisions.

Auditors and Audit Committee members Invesco believes a company's audit committee has a high degree of responsibility to shareholders in matters of financial disclosure, integrity of the financial statements and effectiveness of a company's internal controls. Independence, experience and financial expertise are critical elements of a well-functioning audit committee. When electing directors who are members of a company's audit committee, or when ratifying a company's auditors, Invesco considers the past performance of the committee and holds its members accountable for the quality of the company's financial statements and reports.

Majority standard in director elections The right to elect directors is the single most important mechanism shareholders have to promote accountability. Invesco supports the nascent effort to reform the U.S. convention of electing directors, and generally votes in favor of proposals to elect directors by a majority vote.

Staggered Boards/Annual Election of Directors Invesco generally supports proposals to elect each director annually rather than electing directors to staggered multi-year terms because annual elections increase a board's level of accountability to its shareholders.

Supermajority voting requirements Unless required by law in the state of incorporation, Invesco generally votes against actions that would impose any supermajority voting requirement, and generally supports actions to dismantle existing supermajority requirements.

Responsiveness of Directors Invesco generally withholds votes for directors who do not adequately respond to shareholder proposals that were approved by a majority of votes cast the prior year.

Cumulative voting The practice of cumulative voting can enable minority shareholders to have representation on a company's board. Invesco generally supports proposals to institute the practice of cumulative voting at companies whose overall corporate-governance standards indicate a particular need to protect the interests of minority shareholders.

Proxy access Invesco generally supports shareholders' nominations of directors in the proxy statement and ballot because it increases the accountability of the board to shareholders. Invesco will generally consider the proposed minimum period of ownership (e.g., three years), minimum ownership percentage (e.g., three percent), limitations on a proponent's ability to aggregate holdings with other shareholders and the maximum percentage of directors who can be nominated when determining how to vote on proxy access proposals.

Shareholder access On business matters with potential financial consequences, Invesco generally votes in favor of proposals that would increase shareholders' opportunities to express their views to boards of directors, proposals that would lower barriers to shareholder action and proposals to promote the adoption of generally accepted best practices in corporate governance. Furthermore, Invesco generally votes for shareholder proposals that are designed to protect shareholder rights if a company's corporate governance standards indicate that such additional protections are warranted.

Exclusive Forum Invesco generally supports proposals that would designate a specific jurisdiction in company bylaws as the exclusive venue for certain types of shareholder lawsuits in order to reduce costs arising out of multijurisdictional litigation.

II. Compensation and Incentives

Invesco believes properly constructed compensation plans that include equity ownership are effective in creating incentives that induce management and employees of companies to create greater shareholder wealth. Invesco generally supports equity compensation plans that promote the proper alignment of incentives with shareholders' long-term interests, and generally votes against plans that are overly dilutive to existing shareholders, plans that contain objectionable structural features, and plans that appear likely to reduce the value of the Client's investment.

Following are specific voting issues that illustrate how Invesco evaluates incentive plans.

Executive compensation Invesco evaluates executive compensation plans within the context of the company's performance under the executives' tenure. Invesco believes independent compensation committees are best positioned to craft executive-compensation plans that are suitable for their company-specific circumstances. Invesco views the election of independent compensation committee members as the appropriate mechanism for shareholders to express their approval or disapproval of a company's compensation practices. Therefore, Invesco generally does not support shareholder proposals to limit or eliminate certain forms of executive compensation. In the interest of reinforcing the notion of a compensation committee's accountability to shareholders, Invesco generally supports proposals requesting that companies subject each year's compensation record to an advisory shareholder vote, or so-called "say on pay" proposals.

Equity-based compensation plans Invesco generally votes against plans that contain structural features that would impair the alignment of incentives between shareholders and management. Such features include the ability to reprice or reload options without shareholder approval, the ability to issue options below the stock's current market price, or the ability automatically to replenish shares without shareholder approval.

Employee stock-purchase plans Invesco generally supports employee stock-purchase plans that are reasonably designed to provide proper incentives to a broad base of employees, provided that the price at which employees may acquire stock is at most a 15 percent discount from the market price.

Severance agreements Invesco generally votes in favor of proposals requiring advisory shareholder ratification of executives' severance agreements. However, Invesco generally opposes proposals requiring such agreements to be ratified by shareholders in advance of their adoption. Given the vast differences that may occur in these agreements, some severance agreements are evaluated on an individual basis.

III. Capitalization

Examples of management proposals related to a company's capital structure include authorizing or issuing additional equity capital, repurchasing outstanding stock, or enacting a stock split or reverse stock split. On requests for additional capital stock, Invesco analyzes the company's stated reasons for the request. Except where the request could adversely affect the Client's ownership stake or voting rights, Invesco generally supports a board's decisions on its needs for additional capital stock. Some capitalization proposals require a case-by-case analysis. Examples of such proposals include authorizing common or preferred stock with special voting rights, or issuing additional stock in connection with an acquisition.

IV. Mergers, Acquisitions and Other Corporate Actions

Issuers occasionally require shareholder approval to engage in certain corporate actions such as mergers, acquisitions, name changes, dissolutions, reorganizations, divestitures and reincorporations and the votes for these types of corporate actions are generally determined on a case-by-case basis.

V. Anti-Takeover Measures

Practices designed to protect a company from unsolicited bids can adversely affect shareholder value and voting rights, and they potentially create conflicts of interests among directors, management and shareholders. Except under special issuer-specific circumstances, Invesco generally votes to reduce or eliminate such measures. These measures include adopting or renewing "poison pills", requiring supermajority voting on certain corporate actions, classifying the election of directors instead of electing each director to an annual term, or creating separate classes of common or preferred stock with special voting rights. Invesco generally votes against management proposals to impose these types of measures, and generally votes for shareholder proposals designed to reduce such measures. Invesco generally supports shareholder proposals directing companies to subject their anti-takeover provisions to a shareholder vote.

VI. Environmental, Social and Corporate Responsibility Issues

Invesco believes that a company's response to environmental, social and corporate responsibility issues and the risks attendant to them can have a significant effect on its long-term shareholder value. Invesco recognizes that to manage a corporation effectively, directors and management must consider not only the interest of shareholders, but also the interests of employees, customers, suppliers and creditors, among others. While Invesco generally affords management discretion with respect to the operation of a company's business, Invesco will evaluate such proposals on a case-by-case basis and will vote proposals relating to these issues in a manner intended to maximize long-term shareholder value.

VII. Routine Business Matters

Routine business matters rarely have the potential to have a material effect on the economic prospects of Clients' holdings, so Invesco generally supports a board's discretion on these items. However, Invesco generally votes against proposals where there is insufficient information to make a decision about the nature of the proposal. Similarly, Invesco generally votes against proposals to conduct other unidentified business at shareholder meetings.

D. EXCEPTIONS

Client Maintains Right to Vote Proxies

In the case of institutional or sub-advised Clients, Invesco will vote the proxies in accordance with these Guidelines unless the Client retains, in writing, the right to vote or the named fiduciary of a Client (e.g., the plan sponsor of an ERISA Client) retains in writing the right to direct the plan trustee or a third party to vote proxies.

Voting for Certain Investment Strategies

For proxies held by certain Client accounts managed in accordance with fixed income, money market and index strategies, Invesco will typically vote in line with the majority of the rest of the shares voted by Invesco outside of those strategies (Majority Voting). In this manner Invesco seeks to leverage the expertise and comprehensive proxy voting reviews conducted by teams employing active equity strategies, which typically incorporate analysis of proxy issues as a core component of the investment process. Portfolio managers for accounts employing Majority Voting still retain full discretion to override Majority Voting and to vote the shares as they determine to be in the best interest of Clients, absent certain types of conflicts of interest, which are discussed elsewhere in these policies and procedures.

For cash sweep investment vehicles selected by a Client but for which Invesco has proxy voting authority over the account and where no other Invesco client holds the same securities, Invesco will vote proxies based on ISS recommendations.

Proxy Constraints

In certain circumstances, Invesco may refrain from voting where the economic or other opportunity cost of voting a company's proxy exceeds any anticipated benefits of that proxy proposal. In addition, there may be instances in which Invesco is unable to vote all of its Clients' proxies despite using commercially reasonable efforts to do so. Particular examples of such instances include, but are not limited to, the following:

When securities are participating in an Invesco securities lending program, Invesco determines whether to terminate the loan by weighing the benefit to the Client of voting a particular proxy versus the revenue lost by terminating the loan and recalling the securities.

In some countries the exercise of voting rights requires the Client to submit to share-blocking. Invesco generally refrains from voting proxies in share-blocking countries unless the portfolio manager determines that the benefit to the Client(s) of voting a specific proxy outweighs the Client's temporary inability to sell the security.

An inability to receive proxy materials from our Clients' custodians with sufficient time and information to make an informed voting decision.

Some non-U.S. companies require a representative to attend meetings in person in order to vote a proxy. In such cases, Invesco may determine that the costs of sending a representative or signing a power-of-attorney outweigh the benefit of voting a particular proxy. In the great majority of instances Invesco is able to vote U.S. and non-U.S. proxies successfully. It is important to note that Invesco makes voting decisions for non-U.S. issuers using these Guidelines as its framework, but also takes into account the corporate governance standards, regulatory environment and generally reasonable and governance-minded practices of the local market.

E. Resolving potential conflicts of interest

Firm Level Conflicts of Interest

A potential conflict of interest arises when Invesco votes a proxy for an issuer with which it also maintains a material business relationship. Examples could include issuers that are distributors of Invesco's products, or issuers that employ Invesco to manage portions of their retirement plans or treasury accounts. Invesco's proxy administration team maintains a list of all issuers for which a conflict of interest exists.

If the proposal that gives rise to the potential conflict is specifically addressed by the Guidelines, Invesco generally will vote the proxy in accordance therewith. Otherwise, based on a majority vote of its members, IUPAC will vote the proxy.

Because the Guidelines are pre-determined and crafted to be in the best economic interest of Clients, applying the Guidelines to vote Client proxies should, in most instances, adequately resolve any potential conflict of interest. As an additional safeguard against potential conflicts, persons from Invesco's marketing, distribution and other customer-facing functions are not members of IUPAC.

Voting of Proxies Related to Invesco Ltd. In order to avoid any appearance of a conflict of interest, Invesco will not vote proxies issued by, or related to matters involving, Invesco Ltd. that may be held by Clients from time to time.

Personal Conflicts of Interest If any member of IUPAC has a personal conflict of interest with respect to a company or an issue presented for voting, that IUPAC member will inform IUPAC of such conflict and will abstain from voting on that company or issue. All IUPAC members shall sign an annual conflicts of interest memorandum.

Funds of Funds Some Invesco Funds offering diversified asset allocation within one investment vehicle own shares in other Invesco Funds. A potential conflict of interest could arise if an underlying Invesco Fund has a shareholder meeting with any proxy issues to be voted on, because Invesco's asset-allocation funds or target-maturity funds may be large shareholders of the underlying fund. In order to avoid any potential for a conflict, the asset-allocation funds and target maturity funds vote their shares in the same proportion as the votes of the external shareholders of the underlying fund.

F. RECORDKEEPING

Invesco's proxy administration team will be responsible for all Proxy Voting record keeping.

G. Policies and Vote Disclosure

A copy of these Guidelines and the voting record of each Invesco Retail Fund are available on Invesco's web site, www.invesco.com. In accordance with Securities and Exchange Commission regulations, all Invesco Funds file a record of all proxy-voting activity for the prior 12 months ending June 30th. That filing is made on or before August 31st of each year. In the case of institutional and sub-advised Clients, Clients may contact their client service representative to request information about how Invesco voted proxies on their behalf. Absent specific contractual guidelines, such requests may be made on a semi-annual basis.

Item 8. Portfolio Managers of Closed-End Management Investment Companies

The following individuals are jointly and primarily responsible for the day-to-day management of the Trust:

Mark Paris, Portfolio Manager, who has been associated with Invesco and/or its affiliates since 2010.

John Connelly, Portfolio Manager, who has been associated with Invesco and/or its affiliates since 2016. From 1994 to 2015, he was employed by Raymond James & Associates, where he served as Senior Vice President of Municipal High Yield Trading from 2012 to 2015. Prior to 2012, he served as Director of the Municipal High Yield Trading Group.

Tim O Reilly, Portfolio Manager, who has been associated with Invesco and/or its affiliates since 2010.

James Phillips, Portfolio Manager, who has been associated with Invesco and/or its affiliates since 2010.

Robert Stryker, Portfolio Manager, who has been associated with Invesco and/or its affiliates since 2010.

Julius Williams, Portfolio Manager, who has been associated with Invesco and/or its affiliates since 2010.

Portfolio Manager Fund Holdings and Information on Other Managed Accounts

Invesco's portfolio managers develop investment models which are used in connection with the management of certain Invesco Funds as well as other mutual funds for which Invesco or an affiliate acts as sub-adviser, other pooled investment vehicles that are not registered mutual funds, and other accounts managed for organizations and individuals. The Investments chart reflects the portfolio managers' investments in the Funds that they manage. Accounts are grouped into three categories: (i) investments in the Fund's shares beneficially owned by a portfolio manager, as determined in accordance with Rule 16a-1(a) (2) under the Securities Exchange Act of 1934, as amended (beneficial ownership includes ownership by a portfolio manager's immediate family members sharing the same household); (ii) investments made either directly or through a deferred compensation or similar plan in Invesco pooled investment vehicles with the same or similar objectives and strategies as the Fund; and (iii) total investments made in any Invesco Fund or Invesco pooled investment vehicle. The Assets Managed chart reflects information regarding accounts other than the Funds for which each portfolio manager has day-to-day management responsibilities. Accounts are grouped into three categories: (i) other registered investment companies; (ii) other pooled investment vehicles; and (iii) other accounts. To the extent that any of these accounts pay advisory fees that are based on account performance (performance-based fees), information on those accounts is specifically noted. In addition, any assets denominated in foreign currencies have been converted into U.S. dollars using the exchange rates as of the applicable date.

Investments

The following information is as of February 29, 2016 (unless otherwise noted):

Portfolio Manager	Dollar Range of Investments in Invesco Pooled Investment Vehicles with the Same or Similar Objectives and Strategies as the Fund Invesco California Value Municipal Income Trust		
	Dollar Range of Investments in the Fund	Dollar Range of Investments in All Invesco Funds and Invesco Pooled Investment Vehicles	
Mark Paris	None	N/A	\$500,001 - \$1,000,000
John Connelly ¹	None	N/A	None
Tim O Reilly	None	N/A	\$100,001 - \$500,000
James Phillips	None	N/A	\$100,001 - \$500,000
Robert Stryker	None	N/A	\$100,001 - \$500,000
Julius Williams	None	N/A	\$100,001 - \$500,000

Assets Managed

The following information is as of February 29, 2016 (unless otherwise noted):

Portfolio Manager	Other Registered Investment Companies Managed		Other Pooled Investment Vehicles Managed		Other Accounts Managed	
	Number of Accounts	Assets (in millions)	Number of Accounts	Assets (in millions)	Number of Accounts	Assets (in millions)
Mark Paris	17	\$21,645.8	None	None	3 ²	\$0.6 ²
John Connelly ¹	None	None	None	None	None	None
Tim O Reilly	None	None	None	None	None	None
James Phillips	17	\$21,645.8	None	None	3 ²	\$0.6 ²
Robert Stryker	17	\$21,645.8	None	None	3 ²	\$0.6 ²
Julius Williams	16	\$20,602.5	None	None	3 ²	\$0.6 ²

Potential Conflicts of Interest

Actual or apparent conflicts of interest may arise when a portfolio manager has day-to-day management responsibilities with respect to more than one Fund or other account. More specifically, portfolio managers who manage multiple Funds and/or other accounts may be presented with one or more of the following potential conflicts:

- ¹ The portfolio manager began serving on the Fund effective April 1, 2016. Information for the portfolio manager has been provided as of February 29, 2016.
- ² These are accounts of individual investors for which Invesco provides investment advice. Invesco offers separately managed accounts that are managed according to the investment models developed by its portfolio managers and used in connection with the management of certain Invesco Funds. These accounts may be invested in accordance with one or more of those investment models and investments held in those accounts are traded in accordance with the applicable models.

- Ø The management of multiple Funds and/or other accounts may result in a portfolio manager devoting unequal time and attention to the management of each Fund and/or other account. The Adviser and each Sub-Adviser seek to manage such competing interests for the time and attention of portfolio managers by having portfolio managers focus on a particular investment discipline. Most other accounts managed by a portfolio manager are managed using the same investment models that are used in connection with the management of the Funds.
- Ø If a portfolio manager identifies a limited investment opportunity which may be suitable for more than one Fund or other account, a Fund may not be able to take full advantage of that opportunity due to an allocation of filled purchase or sale orders across all eligible Funds and other accounts. To deal with these situations, the Adviser, each Sub-Adviser and the Funds have adopted procedures for allocating portfolio transactions across multiple accounts.
- Ø The Adviser and each Sub-Adviser determine which broker to use to execute each order for securities transactions for the Funds, consistent with its duty to seek best execution of the transaction. However, for certain other accounts (such as mutual funds for which Invesco or an affiliate acts as sub-adviser, other pooled investment vehicles that are not registered mutual funds, and other accounts managed for organizations and individuals), the Adviser and each Sub-Adviser may be limited by the client with respect to the selection of brokers or may be instructed to direct trades through a particular broker. In these cases, trades for a Fund in a particular security may be placed separately from, rather than aggregated with, such other accounts. Having separate transactions with respect to a security may temporarily affect the market price of the security or the execution of the transaction, or both, to the possible detriment of the Fund or other account(s) involved.
- Ø Finally, the appearance of a conflict of interest may arise where the Adviser or Sub-Adviser has an incentive, such as a performance-based management fee, which relates to the management of one Fund or account but not all Funds and accounts for which a portfolio manager has day-to-day management responsibilities.
- The Adviser, each Sub-Adviser, and the Funds have adopted certain compliance procedures which are designed to address these types of conflicts. However, there is no guarantee that such procedures will detect each and every situation in which a conflict arises.

Description of Compensation Structure

For the Adviser and each affiliated Sub-Adviser

The Adviser and each Sub-Adviser seek to maintain a compensation program that is competitively positioned to attract and retain high-caliber investment professionals. Portfolio managers receive a base salary, an incentive bonus opportunity and an equity compensation opportunity. Portfolio manager compensation is reviewed and may be modified each year as appropriate to reflect changes in the market, as well as to adjust the factors used to determine bonuses to promote competitive Fund performance. The Adviser and each Sub-Adviser evaluate competitive market compensation by reviewing compensation survey results conducted by an independent third party of investment industry compensation. Each portfolio manager's compensation consists of the following three elements:

Base Salary. Each portfolio manager is paid a base salary. In setting the base salary, the Adviser and each Sub-Adviser's intention is to be competitive in light of the particular portfolio manager's experience and responsibilities.

Annual Bonus. The portfolio managers are eligible, along with other employees of the Adviser and each Sub-Adviser, to participate in a discretionary year-end bonus pool. The Compensation Committee of Invesco Ltd. reviews and approves the amount of the bonus pool available considering investment performance and financial results in its review. In addition, while

having no direct impact on individual bonuses, assets under management are considered when determining the starting bonus funding levels. Each portfolio manager is eligible to receive an annual cash bonus which is based on quantitative (i.e. investment performance) and non-quantitative factors (which may include, but are not limited to, individual performance, risk management and teamwork).

Each portfolio manager's compensation is linked to the pre-tax investment performance of the Funds/accounts managed by the portfolio manager as described in Table 1 below.

Table 1

Sub-Adviser	Performance time period³
Invesco ⁴	One-, Three- and Five-year performance against Fund peer group
Invesco Deutschland	
Invesco Hong Kong ⁴	
Invesco Asset Management Invesco- U.S. Real Estate Division ^{4,5}	Not applicable
Invesco Senior Secured ^{4,6} Invesco Canada ⁴	One-year performance against Fund peer group
Invesco Japan ⁷	Three- and Five-year performance against entire universe of Canadian funds
Invesco PowerShares ⁸	One-, Three- and Five-year performance
High investment performance (against applicable peer group and/or benchmarks) would deliver compensation generally associated with top pay in the industry (determined by reference to the third-party provided compensation survey information) and poor investment performance (versus applicable peer group) would result in low bonus compared to the applicable peer group or no bonus at all. These decisions are reviewed and approved collectively by senior leadership which has responsibility for executing the compensation approach across the organization.	Not applicable

With respect to Invesco PowerShares, there is no policy regarding, or agreement with, the Portfolio Managers or any other senior executive of the Adviser to receive bonuses or any other compensation in connection with the performance of any of the accounts managed by the Portfolio Managers.

³ Rolling time periods based on calendar year-end.

Edgar Filing: Invesco California Value Municipal Income Trust - Form N-CSR

- ⁴ Portfolio Managers may be granted an annual deferral award that vests on a pro-rata basis over a four year period and final payments are based on the performance of eligible Funds selected by the portfolio manager at the time the award is granted.
- ⁵ Portfolio Managers for Invesco Global Infrastructure Fund, Invesco Global Real Estate Fund, Invesco MLP Fund, Invesco Real Estate Fund, Invesco Global Real Estate Income Fund and Invesco V.I. Global Real Estate Fund base their bonus on new operating profits of the U.S. Real Estate Division of Invesco.
- ⁶ Invesco Senior Secured's bonus is based on annual measures of equity return and standard tests of collateralization performance.
- ⁷ Portfolio Managers for Invesco Pacific Growth Fund's compensation is based on the one-, three- and five-year performance against the appropriate Micropol benchmark.
- ⁸ Portfolio Managers for Invesco PowerShares base their bonus on Invesco results as well as growth in net operating profits of Invesco PowerShares.

ITEM 9. PURCHASES OF EQUITY SECURITIES BY CLOSED-END MANAGEMENT INVESTMENT COMPANY AND AFFILIATED PURCHASERS.

Not applicable

ITEM 10. SUBMISSION OF MATTERS TO A VOTE OF SECURITY HOLDERS.

None

ITEM 11. CONTROLS AND PROCEDURES.

- (a) As of February 12, 2016, an evaluation was performed under the supervision and with the participation of the officers of the Registrant, including the PEO and PFO, to assess the effectiveness of the Registrant's disclosure controls and procedures, as that term is defined in Rule 30a-3(c) under the Investment Company Act of 1940 (the Act), as amended. Based on that evaluation, the Registrant's officers, including the PEO and PFO, concluded that, as of February 12, 2016, the Registrant's disclosure controls and procedures were reasonably designed to ensure: (1) that information required to be disclosed by the Registrant on Form N-CSR is recorded, processed, summarized and reported within the time periods specified by the rules and forms of the Securities and Exchange Commission; and (2) that material information relating to the Registrant is made known to the PEO and PFO as appropriate to allow timely decisions regarding required disclosure.
- (b) There have been no changes in the Registrant's internal control over financial reporting (as defined in Rule 30a-3(d) under the Act) that occurred during the second fiscal quarter of the period covered by this report that have materially affected, or are reasonably likely to materially affect, the Registrant's internal control over financial reporting.

ITEM 12. EXHIBITS.

- 12(a) (1) Code of Ethics.
- 12(a) (2) Certifications of principal executive officer and principal financial officer as required by Rule 30a-2(a) under the Investment Company Act of 1940.
- 12(a) (3) Not applicable.
- 12(b) Certifications of principal executive officer and principal financial officer as required by Rule 30a-2(b) under the Investment Company Act of 1940.

SIGNATURES

Pursuant to the requirements of the Securities Exchange Act of 1934 and the Investment Company Act of 1940, the Registrant has duly caused this report to be signed on its behalf by the undersigned, thereunto duly authorized.

Registrant: Invesco California Value Municipal Income Trust

By: /s/ Sheri Morris
Sheri Morris
Principal Executive Officer

Date: May 12, 2016

Pursuant to the requirements of the Securities and Exchange Act of 1934 and the Investment Company Act of 1940, this report has been signed below by the following persons on behalf of the Registrant and in the capacities and on the dates indicated.

By: /s/ Sheri Morris
Sheri Morris
Principal Executive Officer

Date: May 12, 2016

By: /s/ Kelli Gallegos
Kelli Gallegos
Principal Financial Officer

Date: May 12, 2016

EXHIBIT INDEX

- 12(a) (1) Code of Ethics.
- 12(a) (2) Certifications of principal executive officer and principal financial officer as required by Rule 30a-2(a) under the Investment Company Act of 1940.
- 12(a) (3) Not applicable.
- 12(b) Certifications of principal executive officer and principal financial officer as required by Rule 30a-2(b) under the Investment Company Act of 1940.